



LIFE INSURANCE CORPORATION OF INDIA

LICI ULIP(Nivesh Plus) & SIIP Secured

ULIF002241218LICULIPSEC512

AS ON 2/28/2022

(Amount in Crore)

Inception Date	Monday, March 2, 2020	Objective of the Fund:
NAV	12.536	Low to Medium Risk

AUM		
261.32		
Equity	Money Market & Others	Debt
88.78	4.66	167.88

Asset Allocation	
Equity	15 to 55%
Debt	Not less than 45%
Money Market	Not more than 40%

Fund Manager	CA. Surendra Jalani
---------------------	---------------------

FUNDS MANAGED	
Total Funds	8
Bond funds	2
Secured	2
Balanced	2
Growth	2

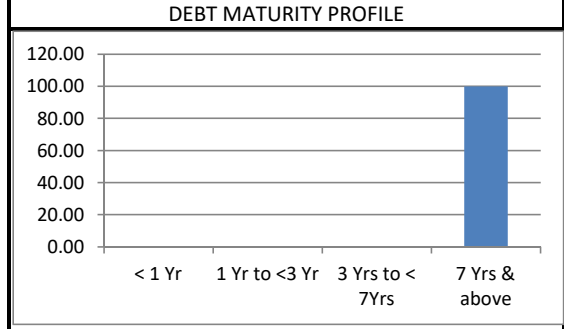
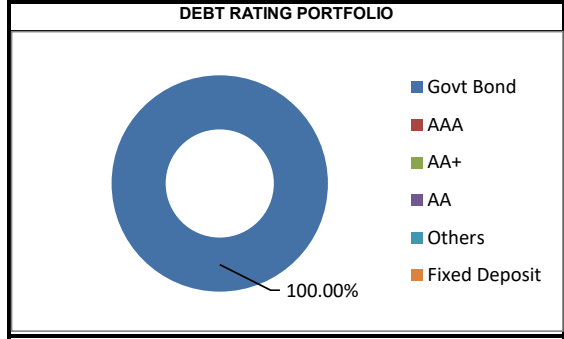
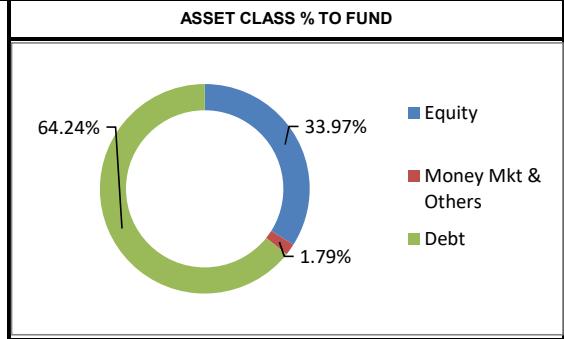
BENCHMARK	
INDEX	CRISIL Balancer - Debt Oriented
CRISIL Gilt Index	40%
CRISIL AAA Long Term Bond Index	15%
CRISIL AA Long Term Bond Index	10%
LX Index	10%
BSE 100 Index	25%

PERFORMANCE		
Period	Bench Mark	Returns
1 Month	-0.54%	-0.56%
6 Months	0.25%	-0.92%
1 Year	7.33%	7.41%
2 Years	21.77%	NA
3 Years	32.42%	NA

TOP 10 HOLDINGS	
EQUITY	% to AUM
H D F C BANK LTD.	2.87
I C I C I BANK LTD.	2.50
RELIANCE INDUSTRIES LTD.	2.39
Infosys Ltd formerly INFOSYS TECHNOLOGIES	2.35
Bajaj Finance Limited	1.96
TATA CONSULTANCY SERVICES LTD.	1.55
MARUTI SUZUKI INDIA LIMITED	1.37
LARSEN & TOUBRO LTD.	1.32
HOUSING DEVELOPMENT FINANCE CORPN.	1.31
KOTAK MAHINDRA BANK LTD.	1.26
OTHERS	15.10
Total Equity	33.97

DEBT PORTFOLIO	
GOVT. SECURITIES	% to AUM
6.67% GOI 15.12.2035	14.84
6.10% GOI 12.07.2031	14.60
6.64% GOI 16.06.2035	10.72
7.62% WEST BENGAL SDL 29.11.2032	5.03
7.20% TAMILNADU SDL 27.11.2031	4.74
6.22% GOI 16.03.2035	3.20
8.45% PUNJAB SDL 06.03.2031	2.29
7.61 GOI 09052030	2.02
7.22% RAJASTHAN SDL 26.07.2032	1.92
7.34% WEST BENGAL SDL 03.07.2034	1.81
OTHERS	3.05

CORPORATE BONDS	
% to AUM	
BRITANNIA INDUSTRIES LTD BONUS DEBEN	0.00
OTHERS	0.00
FIXED Deposit	0.00
Total Debt	64.24
Money Market & Others	1.79
Grand Total	100.00



Modified Duration :	11.58
SECTOR ALLOCATION -EQUITY (AS PER NIC 2008)	
BANKS	23.60
COMP-SOFT	19.00
FINANCE	10.93
OIL&GAS	9.02
FMCG	6.59
AUTO&ANCIL	6.20
PHARMA	6.08
CEMENT	4.74
METALS&MIN	3.99
OTHERS	9.86
Total	100.00



LIFE INSURANCE CORPORATION OF INDIA

LICI ULIP(Nivesh Plus) & SIIP Balanced

ULIF003241218LICULIPBAL512

AS ON 2/28/2022

(Amount in Crore)

Inception Date	Monday, March 2, 2020	Objective of the Fund:
NAV	13.6621	Medium Risk

AUM		
554.16		
Equity	Money Market & Others	Debt
272.21	9.15	272.8

Asset Allocation	
Equity	30 to 70%
Debt	Not less than 30%
Money Market	Not more than 40%

Fund Manager	CA. Surendra Jalani
--------------	---------------------

FUNDS MANAGED	
Total Funds	8
Bond funds	2
Secured	2
Balanced	2
Growth	2


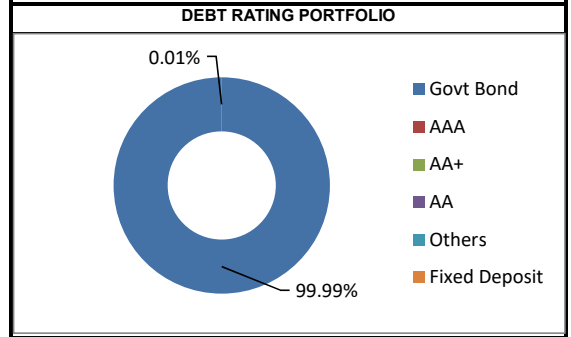
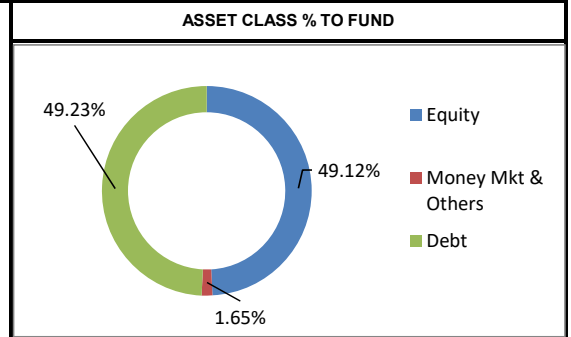
BENCHMARK	
INDEX	CRISIL Balancer - Debt Oriented (Sovereign only)
CRISIL Gilt Index	25%
CRISIL AAA Long Term Bond Index	15%
CRISILAA Long Term Bond Index	10%
LX Index	10%
BSE 100 Index	40%

PERFORMANCE		
Period	Bench Mark	Returns
1 Month	-1.45%	-0.91%
6 Months	-0.37%	-1.87%
1 Year	9.65%	8.35%
2 Years	30.24%	NA
3 Years	38.97%	NA

TOP 10 HOLDINGS	
EQUITY	% to AUM
H D F C BANK LTD.	4.18
RELIANCE INDUSTRIES LTD.	3.79
I C I C I BANK LTD.	3.48
Infosys Ltd formerly INFOSYS TECHNOLOGIES	3.33
TATA CONSULTANCY SERVICES LTD.	3.25
HOUSING DEVELOPMENT FINANCE CORPN.	2.69
KOTAK MAHINDRA BANK LTD.	2.56
Bajaj Finance Limited	1.86
HINDUSTAN UNILEVER LTD.	1.57
LARSEN & TOUBRO LTD.	1.56
OTHERS	20.86
Total Equity	49.12

DEBT PORTFOLIO	
GOVT. SECURITIES	% to AUM
7.20% TAMILNADU SDL 27.11.2031	10.80
6.10% GOI 12.07.2031	10.33
6.67% GOI 15.12.2035	9.63
6.64% GOI 16.06.2035	9.41
8.45% PUNJAB SDL 06.03.2031	1.77
6.22% GOI 16.03.2035	1.68
8.25% ANDHRA PRADESH SDL 16.01.2034	1.28
7.62% WEST BENGAL SDL 29.11.2032	1.03
8.33% 2036-JUN-07 CENTRAL GOVT	1.00
6.84% MAHARASHTRA SDL 12.05.2032	0.89
OTHERS	1.41

CORPORATE BONDS	
	% to AUM
BRITANNIA INDUSTRIES LTD BONUS DEBEN	0.01
OTHERS	0.00
FIXED Deposit	0.00
Total Debt	49.23
Money Market & Others	1.65
Grand Total	100.00



Modified Duration :	11.34
SECTOR ALLOCATION -EQUITY (AS PER NIC 2008)	
BANKS	24.00
COMP-SOFT	19.75
FINANCE	11.12
OIL&GAS	9.89
FMCG	8.41
AUTO&ANCIL	5.64
PHARMA	4.90
CEMENT	3.63
CAPGOODS	3.17
OTHERS	9.47
Total	100.00



LIFE INSURANCE CORPORATION OF INDIA

LICI ULIP(Nivesh Plus) & SIIP Growth

ULIF004241218LICULIPGRW512

AS ON 2/28/2022

(Amount in Crore)

Inception Date	Monday, March 2, 2020	Objective of the Fund:
NAV	15.6396	High Risk

AUM		
1513.39		
Equity	Money Market & Others	Debt
894.37	16.13	602.89

Asset Allocation	
Equity	40 to 80%
Debt	Not less than 20%
Money Market	Not more than 40%

Fund Manager	CA. Surendra Jalani
FUNDS MANAGED	
Total Funds	8
Bond funds	2
Secured	2
Balanced	2
Growth	2


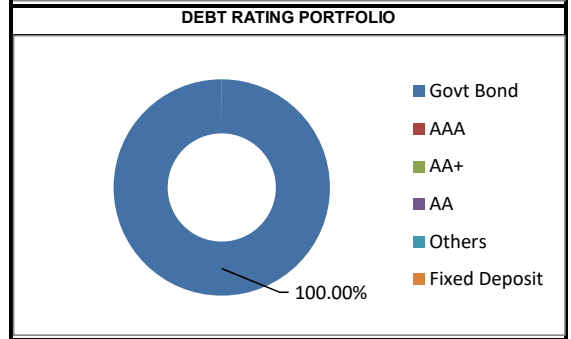
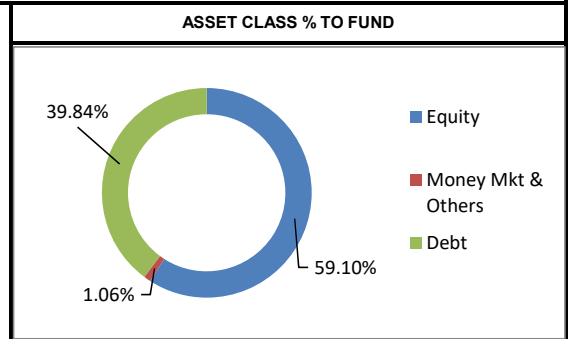
BENCHMARK	
INDEX	CRISIL Balancer - Equity Oriented
CRISIL Gilt Index	20%
CRISIL AAA Long Term Bond Index	10%
CRISIL AA Long Term Bond Index	5%
LX Index	10%
BSE 100 Index	55%

PERFORMANCE		
Period	Bench Mark	Returns
1 Month	-1.24%	-1.54%
6 Months	-0.42%	-2.44%
1 Year	8.35%	10.45%
2 Years	26.51%	NA
3 Years	34.53%	NA

TOP 10 HOLDINGS	
EQUITY	% to AUM
H D F C BANK LTD.	5.37
RELIANCE INDUSTRIES LTD.	4.93
I C I C I BANK LTD.	4.38
Infosys Ltd formerly INFOSYS TECHNOLOGIES	4.31
HOUSING DEVELOPMENT FINANCE CORPN.	3.76
TATA CONSULTANCY SERVICES LTD.	3.66
KOTAK MAHINDRA BANK LTD.	2.98
LARSEN & TOUBRO LTD.	1.90
HINDUSTAN UNILEVER LTD.	1.66
TATA MOTORS LTD.	1.61
OTHERS	24.54
Total Equity	59.10

DEBT PORTFOLIO	
GOVT. SECURITIES	% to AUM
6.67% GOI 15.12.2035	9.93
6.64% GOI 16.06.2035	8.94
7.62% WEST BENGAL SDL 29.11.2032	6.13
6.10% GOI 12.07.2031	5.36
7.20% TAMILNADU SDL 27.11.2031	2.59
6.22% GOI 16.03.2035	1.97
8.44% ANDHRA PRADESH 05.12.2033	1.02
7.22% RAJASTHAN SDL 26.07.2032	1.00
8.33% 2036-JUN-07 CENTRAL GOVT	0.73
8.25% HARYANA SDL 02.01.2039	0.73
OTHERS	1.42

CORPORATE BONDS	
% to AUM	
BRITANNIA INDUSTRIES LTD BONUS DEBEN	0.00
OTHERS	0.00
FIXED Deposit	0.00
Total Debt	39.84
Money Market & Others	1.06
Grand Total	100.00



Modified Duration :	11.98
SECTOR ALLOCATION -EQUITY (AS PER NIC 2008)	
BANKS	24.71
COMP-SOFT	18.58
FINANCE	11.20
OIL&GAS	10.15
FMCG	8.07
AUTO&ANCIL	5.41
PHARMA	5.06
CEMENT	3.41
METALS&MIN	3.40
OTHERS	10.00
Total	100.00



LIFE INSURANCE CORPORATION OF INDIA

New Endowment Plus Bond

ULIF001201114LICNEBND512

AS ON 2/28/2022

(Amount in Crore)

Inception Date	Wednesday, August 19, 2015	Objective of the Fund:
NAV	16.6169	Low Risk

AUM		
112.38		
Equity	Money Market & Others	Debt
0	12.72	99.66

Asset Allocation	
Equity	0
Debt	Not less than 60%
Money Market	Not more than 40%


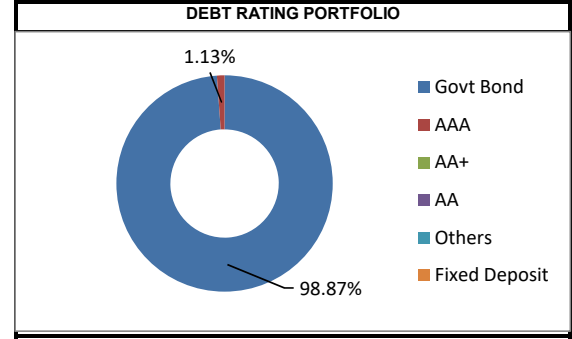
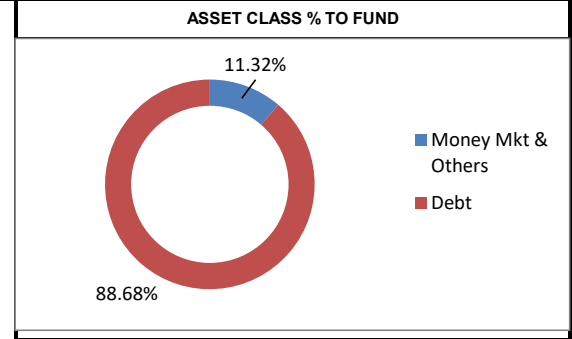
Fund Manager	Ms A.S. Puthran
--------------	-----------------

FUNDS MANAGED	
Total Funds	9
Bond funds	2
Secured	2
Balanced	2
Growth	3

BENCHMARK	
INDEX	CRISIL Preservor (with Credit Risk)
CRISIL Gilt Index	40%
CRISIL AAA Long Term Bond Index	25%
CRISILAA Long Term Bond Index	10%
LX Index	25%
BSE 100 Index	0%

PERFORMANCE		
Period	Bench Mark	Returns
1 Month	0.42%	0.67%
6 Months	1.62%	1.39%
1 Year	5.86%	5.47%
2 Years	12.85%	11.53%
3 Years	24.73%	25.13%

TOP 10 HOLDINGS	
DEBT PORTFOLIO	
GOVT. SECURITIES	% to AUM
6.10% GOI 12.07.2031	12.73
7.20% TAMILNADU SDL 27.11.2031	8.95
6.22% GOI 16.03.2035	8.28
7.40% MADHYA PRADESH 09.11.2026	6.04
7.62%GOI15.09.2039	5.64
7.48% ODISHA SDL 13.09.2032	4.80
8.15% MAHARASHTRA SDL 16.04.2030	3.34
7.22% GOA 12.07.2027	3.21
7.35% GOI 22.06.2024	2.98
8.34% PUNJAB SDL 02.01.2029	2.87
OTHERS	28.84
CORPORATE BONDS	% to AUM
9.45% PFC 01.09.2026	1.01
OTHERS	0.00
FIXED Deposit	0.00
Total Debt	88.68
Money Market & Others	11.32
Grand Total	100.00



Modified Duration : 8.11



LIFE INSURANCE CORPORATION OF INDIA

New Endowment Plus Secured

ULIF002201114LICNESEC512

AS ON 2/28/2022

(Amount in Crore)

Inception Date	Wednesday, August 19, 2015	Objective of the Fund:
NAV	18.8114	Steady Income

AUM		
48.44		
Equity	Money Market & Others	Debt
19.38	5.81	23.25

Asset Allocation	
Equity	15 to 55%
Debt	Not less than 45%
Money Market	Not more than 40%

Fund Manager	Ms A.S. Puthran
---------------------	-----------------

FUNDS MANAGED	
Total Funds	9
Bond funds	2
Secured	2
Balanced	2
Growth	3

BENCHMARK	
INDEX	CRISIL Balancer - Debt Oriented
CRISIL Gilt Index	40%
CRISIL AAA Long Term Bond Index	15%
CRISIL AA Long Term Bond Index	10%
LX Index	10%
BSE 100 Index	25%


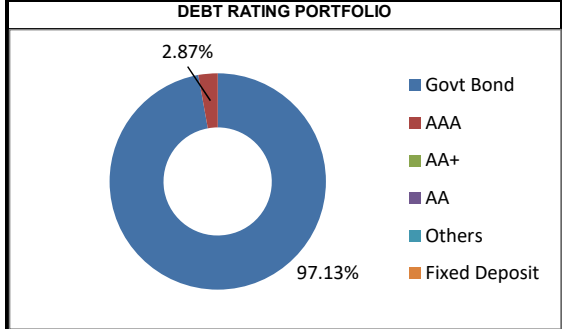
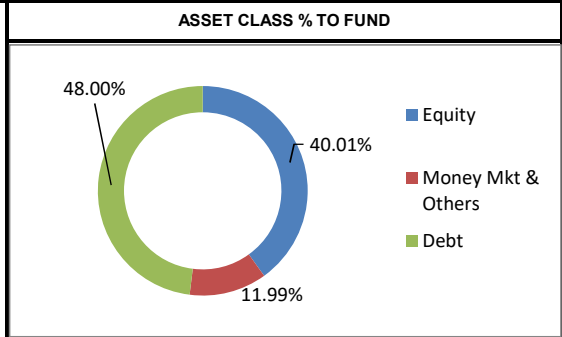
PERFORMANCE		
Period	Bench Mark	Returns
1 Month	-0.54%	-0.47%
6 Months	0.25%	0.48%
1 Year	7.33%	12.28%
2 Years	21.77%	37.33%
3 Years	32.42%	42.74%

TOP 10 HOLDINGS	
EQUITY	% to AUM
TATA STEEL LTD.	2.52
Bajaj Finance Limited	2.46
LARSEN & TOUBRO LTD.	2.46
Infosys Ltd formerly INFOSYS TECHNOLOGIES	2.35
STATE BANK OF INDIA	2.29
TITAN COMPANY LTD.	1.57
MARICO INDUSTRIES LTD.	1.42
ULTRATECH CEMENT LTD.	1.36
I C I BANK LTD.	1.34
HINDUSTAN UNILEVER LTD.	1.34
OTHERS	20.89
Total Equity	40.01

DEBT PORTFOLIO	
GOVT. SECURITIES	% to AUM
7.20% TAMILNADU SDL 27.11.2031	19.75
8.00% GUJARAT 20.04.2026	4.40
7.69%GOI 17.06.2043	2.21
6.64% GOI 16.06.2035	2.00
8.30% GUJRAT SDL 06.02.2029	1.65
8.12% HARYANA SDL 27.03.2036	1.34
7.26% GOI 14.01.2029	1.18
8.25%HARYANA SDL 02.01.2039	1.16
8.55% ANDHRA PRADESH SDL 06.11.2032	1.14
8.24% 2027-FEB-15 GOVT OF INDIA	1.11
OTHERS	10.70

CORPORATE BONDS	% to AUM
9.45% PFC 01.09.2026	1.16
NTPC BONUS DEBENTURE	0.21
Britannia Industries Bonus NCDs-2019	0.00
BRITANNIA INDUSTRIES LTD BONUS DEBEN	0.00

OTHERS	0.00
FIXED Deposit	0.00
Total Debt	48.00
Money Market & Others	11.99
Grand Total	100.00



Modified Duration : 8.24

SECTOR ALLOCATION -EQUITY (AS PER NIC 2008)	
BANKS	15.58
FMCG	13.93
COMP-SOFT	11.76
METALS&MIN	9.96
CAPGOODS	8.20
AUTO&ANCIL	7.28
OIL&GAS	7.22
FINANCE	7.02
PHARMA	5.93
OTHERS	13.11
Total	100.00



LIFE INSURANCE CORPORATION OF INDIA

New Endowment Plus Balanced

ULIF003201114LICNEBAL512

AS ON 2/28/2022

(Amount in Crore)

Inception Date	Wednesday, August 19, 2015	Objective of the Fund:
NAV	19.035	Balanced Income & Growth

AUM		
96.05		
Equity	Money Market & Others	Debt
50.17	8.51	37.37

Asset Allocation	
Equity	30 to 70%
Debt	Not less than 30%
Money Market	Not more than 40%

Fund Manager	Ms A.S. Puthran
---------------------	-----------------

FUNDS MANAGED	
Total Funds	9
Bond funds	2
Secured	2
Balanced	2
Growth	3

BENCHMARK	
INDEX	Debt Oriented (Sovereign only)
CRISIL Gilt Index	25%
CRISIL AAA Long Term Bond Index	15%
CRISILAA Long Term Bond Index	10%
LX Index	10%
BSE 100 Index	40%


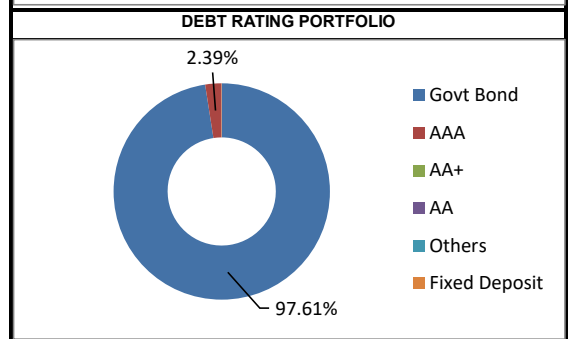
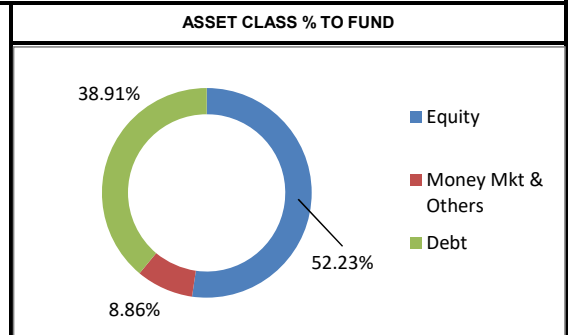
PERFORMANCE		
Period	Bench Mark	Returns
1 Month	-1.45%	-0.82%
6 Months	-0.37%	-0.37%
1 Year	9.65%	13.17%
2 Years	30.24%	42.30%
3 Years	38.97%	45.69%

TOP 10 HOLDINGS	
EQUITY	% to AUM
TATA STEEL LTD.	3.94
STATE BANK OF INDIA	2.92
TITAN COMPANY LTD.	2.92
LARSEN & TOUBRO LTD.	2.22
ULTRATECH CEMENT LTD.	2.19
HOUSING DEVELOPMENT FINANCE CORPN.	1.97
I C I C I BANK LTD.	1.94
Infosys Ltd formerly INFOSYS TECHNOLOGIES	1.89
HINDALCO INDUSTRIES LTD.	1.68
H D F C BANK LTD.	1.51
OTHERS	29.08
Total Equity	52.23

DEBT PORTFOLIO	
GOVT. SECURITIES	% to AUM
6.10% GOI 12.07.2031	9.93
7.20% TAMILNADU SDL 27.11.2031	6.29
6.64% GOI 16.06.2035	2.01
6.22% GOI 16.03.2035	1.94
8.40% KERALA SDL 27.02.2034	1.15
8.12% HARYANA SDL 27.03.2036	1.13
8.25% ANDHRA PRADESH SDL 16.01.2034	1.13
7.69%GOI 17.06.2043	1.11
7.89% HARYANA 15.03.2027	1.10
7.62%GOI15.09.2039	1.10
OTHERS	11.08

CORPORATE BONDS	% to AUM
9.45% PFC 01.09.2026	0.58
NTPC BONUS DEBENTURE	0.33
Britannia Industries Bonus NCDs-2019	0.01
BRITANNIA INDUSTRIES LTD BONUS DEBEN	0.00

OTHERS	0.01
FIXED Deposit	-0.01
Total Debt	38.91
Money Market & Others	8.86
Grand Total	100.00



Modified Duration : **8.58**

SECTOR ALLOCATION -EQUITY (AS PER NIC 2008)	
BANKS	15.83
FMCG	12.10
METALS&MIN	11.30
COMP-SOFT	9.17
AUTO&ANCIL	8.05
OIL&GAS	7.53
CAPGOODS	6.20
CEMENT	6.12
PHARMA	5.90
OTHERS	17.80
Total	100.00



LIFE INSURANCE CORPORATION OF INDIA

New Endowment Plus Growth

ULIF004201114LICNEDGRW512

AS ON 2/28/2022

(Amount in Crore)

Inception Date	Wednesday, August 19, 2015	Objective of the Fund:
NAV	19.5702	Long Term Capital Growth

AUM		
503.57		
Equity	Money Market & Others	Debt
346.91	16.14	140.52

Asset Allocation	
Equity	40 to 80%
Debt	Not less than 20%
Money Market	Not more than 40%

Fund Manager	Ms A.S. Puthran
---------------------	-----------------

FUNDS MANAGED	
Total Funds	9
Bond funds	2
Secured	2
Balanced	2
Growth	3

BENCHMARK	
INDEX	CRISIL Balancer - Equity Oriented
CRISIL Gilt Index	20%
CRISIL AAA Long Term Bond Index	10%
CRISIL AA Long Term Bond Index	5%
LX Index	10%
BSE 100 Index	55%


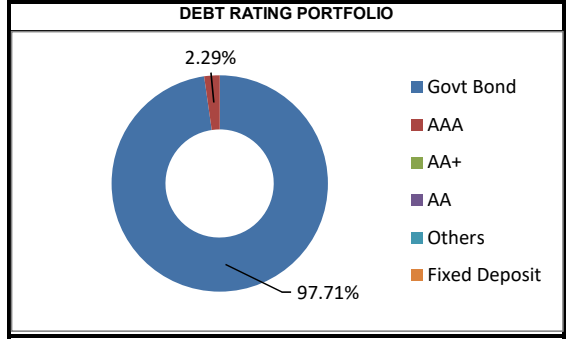
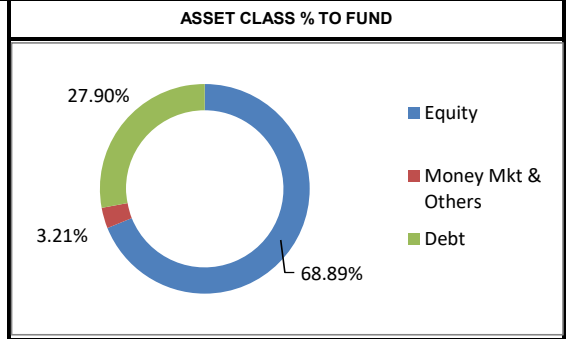
PERFORMANCE		
Period	Bench Mark	Returns
1 Month	-1.24%	-1.63%
6 Months	-0.42%	-0.15%
1 Year	8.35%	13.54%
2 Years	26.51%	45.47%
3 Years	34.53%	48.91%

TOP 10 HOLDINGS	
EQUITY	% to AUM
LARSEN & TOUBRO LTD.	4.85
RELIANCE INDUSTRIES LTD.	4.83
Infosys Ltd formerly INFOSYS TECHNOLOGIES	4.58
H D F C BANK LTD.	3.79
HOUSING DEVELOPMENT FINANCE CORPN.	3.34
TATA STEEL LTD.	3.30
STATE BANK OF INDIA	2.73
I C I C I BANK LTD.	2.52
TITAN COMPANY LTD.	2.02
ULTRATECH CEMENT LTD.	1.89
OTHERS	35.03
Total Equity	68.89

DEBT PORTFOLIO	
GOVT. SECURITIES	% to AUM
6.64% GOI 16.06.2035	2.88
6.10% GOI 12.07.2031	2.84
7.20% TAMILNADU SDL 27.11.2031	2.00
8.12% HARYANA SDL 27.03.2036	1.52
7.89% HARYANA 15.03.2027	1.37
7.72% GOI 25/05/2025	1.12
7.48% ODISHA SDL 13.09.2032	1.07
7.62%GOI15.09.2039	1.05
8.25%HARYANA SDL 02.01.2039	0.88
8.34% PUNJAB SDL 02.01.2029	0.85
OTHERS	11.70

CORPORATE BONDS	
% to AUM	
9.45% PFC 01.09.2026	0.45
NTPC BONUS DEBENTURE	0.18
Britannia Industries Bonus NCDs-2019	0.01
BRITANNIA INDUSTRIES LTD BONUS DEBEN	0.01

OTHERS	0.00
FIXED Deposit	0.00
Total Debt	27.90
Money Market & Others	3.21
Grand Total	100.00



Modified Duration :	8.25
SECTOR ALLOCATION -EQUITY (AS PER NIC 2008)	
BANKS	16.06
COMP-SOFT	12.21
OIL&GAS	12.07
CAPGOODS	9.21
FMCG	8.52
METALS&MIN	7.60
FINANCE	7.17
AUTO&ANCIL	7.17
PHARMA	5.94
OTHERS	14.05
Total	100.00



LIFE INSURANCE CORPORATION OF INDIA

Future Plus Bond

ULIF001040305LICFUTBND512

AS ON 2/28/2022

(Amount in Crore)

Inception Date	Friday, March 4, 2005	Objective of the Fund:
NAV	26.5366	Low Risk

AUM		
7.1		
Equity	Money Market & Others	Debt
0	-3.67	10.78


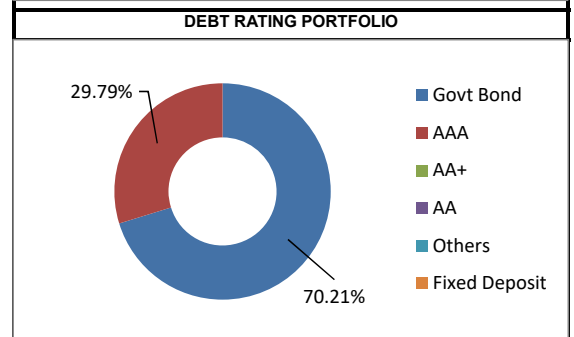
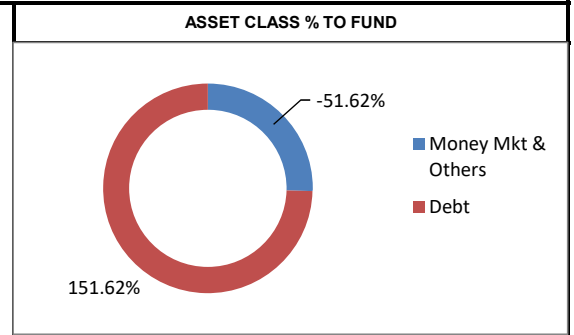
Asset Allocation	
Equity	0
Debt	80% to 100%
Money Market	Not more than 20%

Fund Manager	Ms Yovita S Furtado
FUNDS MANAGED	
Total Funds	13
Bond funds	3
Secured	3
Balanced	3
Growth	4

BENCHMARK	
INDEX	CRISIL Preservor (with Credit Risk)
CRISIL Gilt Index	40%
CRISIL AAA Long Term Bond Index	25%
CRISIL AA Long Term Bond Index	10%
LX Index	25%
BSE 100 Index	0%

PERFORMANCE		
Period	Bench Mark	Returns
1 Month	0.42%	0.36%
6 Months	1.62%	1.00%
1 Year	5.86%	4.30%
2 Years	12.85%	-5.30%
3 Years	24.73%	3.58%

TOP 10 HOLDINGS	
DEBT PORTFOLIO	
GOVT. SECURITIES	% to AUM
8.35% 2022-MAY-14 GOVT OF INDIA	28.55
8.39% UTTAR PRADESH 27.01.2026	15.19
7.69% WEST BENGAL SDL 27/07/2026	11.53
8.20% UTTARPRADESH SDL 24062025	6.05
8.25% ANDHRA PRADESH SDL 16.01.2034	3.09
7.22% GOA 12.07.2027	1.41
OTHERS	0.00
CORPORATE BONDS	
	% to AUM
9% L&T Infra Finance Ltd 2023 merged with L&T	43.60
9.85%IL&FS12.03.2022	42.19
OTHERS	0.00
FIXED Deposit	0.00
Total Debt	151.62
Money Market & Others	-51.62
Grand Total	100.00



Modified Duration : 1.33



LIFE INSURANCE CORPORATION OF INDIA

Future Plus Income

ULIF002040305LICFUTINC512

AS ON 2/28/2022

(Amount in Crore)

Inception Date	Friday, March 4, 2005	Objective of the Fund:
NAV	41.7417	Steady Income

AUM		
5.29		
Equity	Money Market & Others	Debt
0.9	-0.09	4.47

Asset Allocation	
Equity	Not More than 20%
Debt	70% to 90%
Money Market	Not more than 20%

Fund Manager	Ms Yovita S Furtado
---------------------	---------------------

FUNDS MANAGED	
Total Funds	13
Bond funds	3
Secured	3
Balanced	3
Growth	4


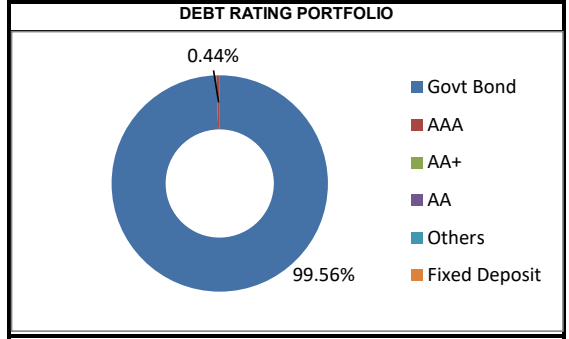
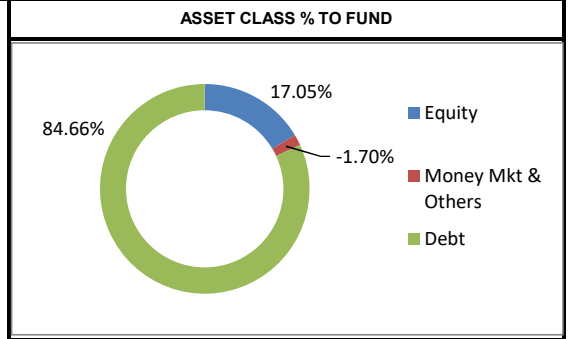
BENCHMARK	
INDEX	CRISIL Protector (with Credit Risk)
CRISIL Gilt Index	40%
CRISIL AAA Long Term Bond Index	20%
CRISIL AA Long Term Bond Index	15%
LX Index	10%
BSE 100 Index	15%

PERFORMANCE		
Period	Bench Mark	Returns
1 Month	0.05%	0.43%
6 Months	0.52%	1.47%
1 Year	4.86%	8.57%
2 Years	13.29%	22.21%
3 Years	24.56%	34.34%

TOP 10 HOLDINGS	
EQUITY	% to AUM
ITC LTD.	2.68
ICICI BANK LTD.	1.32
HINDUSTAN UNILEVER LTD.	1.32
DIVI'S LABORATORIES LTD.	1.13
Infosys Ltd formerly INFOSYS TECHNOLOGIES	0.95
RELIANCE INDUSTRIES LTD.	0.95
CIPLA LTD.	0.95
HINDALCO INDUSTRIES LTD.	0.76
LARSEN & TOUBRO LTD.	0.76
TATA STEEL LTD.	0.57
OTHERS	5.67
Total Equity	17.05

DEBT PORTFOLIO	
GOVT. SECURITIES	% to AUM
7.69% WEST BENGAL SDL 27/07/2026	19.85
8.35% 2022-MAY-14 GOVT OF INDIA	16.26
7.18% MAHARASHTRA 28.06.2032	15.12
8.17% GUJARAT SDL 24.04.2029	10.18
8.05% UTTARAKHAND SDL 25032025	10.02
7.22% RAJASTHAN SDL 26.07.2032	4.73
8.25% ANDHRA PRADESH SDL 16.01.2034	4.16
7.27% GOI08.04.2026	3.97
OTHERS	0.00

CORPORATE BONDS	% to AUM
NTPC BONUS DEBENTURE	0.38
OTHERS	0.00
FIXED Deposit	0.00
Total Debt	84.66
Money Market & Others	-1.70
Grand Total	100.01



Modified Duration :	6.07
SECTOR ALLOCATION -EQUITY (AS PER NIC 2008)	
FMCG	25.56
COMP-SOFT	14.44
PHARMA	13.33
METALS&MIN	11.11
BANKS	10.00
CAPGOODS	6.67
CEMENT	5.56
OIL&GAS	5.56
POWER	3.33
OTHERS	4.44
Total	100.00



LIFE INSURANCE CORPORATION OF INDIA

Future Plus Balanced

ULIF003040305LICFUTBAL512

AS ON 2/28/2022

(Amount in Crore)

Inception Date	Friday, March 4, 2005	Objective of the Fund:
NAV	45.0361	Balanced Income & Growth

AUM		
25.9		
Equity	Money Market & Others	Debt
6.37	0.81	18.72

Asset Allocation	
Equity	Not More than 30%
Debt	60% to 80%
Money Market	Not more than 20%

Fund Manager	Ms Yovita S Furtado
--------------	---------------------

FUNDS MANAGED	
Total Funds	13
Bond funds	3
Secured	3
Balanced	3
Growth	4

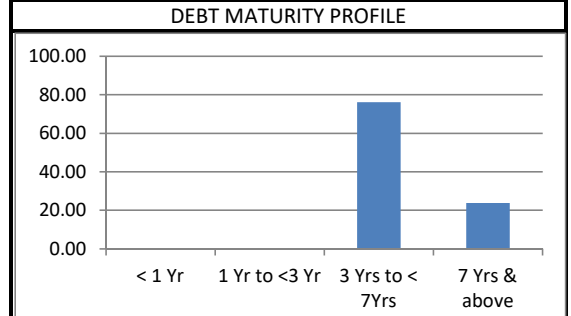
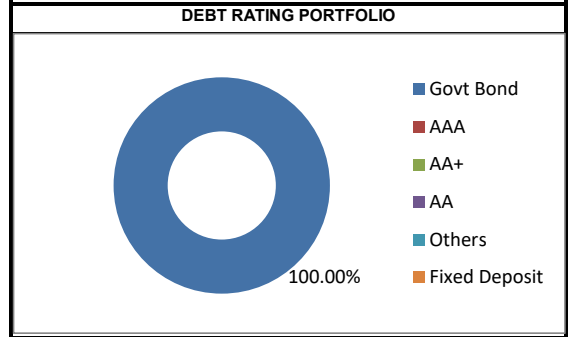
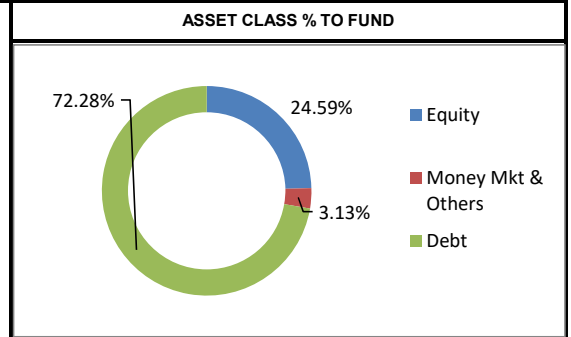
BENCHMARK	
INDEX	CRISIL Balancer - Debt Oriented
CRISIL Gilt Index	40%
CRISIL AAA Long Term Bond Index	15%
CRISIL AA Long Term Bond Index	10%
LX Index	10%
BSE 100 Index	25%

PERFORMANCE		
Period	Bench Mark	Returns
1 Month	-0.54%	-0.06%
6 Months	0.25%	1.23%
1 Year	7.33%	10.03%
2 Years	21.77%	40.20%
3 Years	32.42%	50.81%

TOP 10 HOLDINGS	
EQUITY	% to AUM
HINDALCO INDUSTRIES LTD.	2.20
ICICI BANK LTD.	1.85
HDFC BANK LTD.	1.66
TATA CONSULTANCY SERVICES LTD.	1.66
SUN PHARMACEUTICAL INDS. LTD.	1.62
ACC LTD.	1.62
MAHINDRA & MAHINDRA LTD.	1.54
ITC LTD.	1.51
HAVELLS LTD	1.39
WIPRO LTD.	1.31
OTHERS	8.22
Total Equity	24.59

DEBT PORTFOLIO	
GOVT. SECURITIES	% to AUM
8.02% TELANGANA 25.05.2026	36.99
8.24% 2027-FEB-15 GOVT OF INDIA	12.51
8.25% ANDHRA PRADESH SDL 16.01.2034	8.42
7.22% ARUNACHAL PRADESH 12.07.2027	5.56
8.17% GUJARAT SDL 24.04.2029	4.13
7.22% RAJASTHAN SDL 26.07.2032	2.74
7.18% MAHARASHTRA 28.06.2032	1.93
OTHERS	0.00

CORPORATE BONDS	
	% to AUM
OTHERS	0.00
FIXED Deposit	0.00
Total Debt	72.28
Money Market & Others	3.13
Grand Total	100.00



Modified Duration :	6.19
SECTOR ALLOCATION -EQUITY (AS PER NIC 2008)	
BANKS	19.47
COMP-SOFT	16.95
CEMENT	11.62
FMCG	10.20
PHARMA	10.20
CAPGOODS	9.89
METALS&MIN	8.95
AUTO&ANCIL	7.69
FINANCE	4.40
OTHERS	0.63
Total	100.00



LIFE INSURANCE CORPORATION OF INDIA

Future Plus Growth

ULIF004040305LICFUTGRW512

AS ON 2/28/2022

(Amount in Crore)

Inception Date	Friday, March 4, 2005	Objective of the Fund:
NAV	59.5342	Long Term Capital Growth

AUM		
339.9		
Equity	Money Market & Others	Debt
183.43	-5.24	161.71

Asset Allocation	
Equity	Not More than 60%
Debt	30% to 50%
Money Market	Not more than 20%

Fund Manager	Ms Yovita S Furtado
--------------	---------------------

FUNDS MANAGED	
Total Funds	13
Bond funds	3
Secured	3
Balanced	3
Growth	4

BENCHMARK	
INDEX	CRISIL Balancer - Equity Oriented
CRISIL Gilt Index	20%
CRISIL AAA Long Term Bond Index	10%
CRISIL AA Long Term Bond Index	5%
LX Index	10%
BSE 100 Index	55%


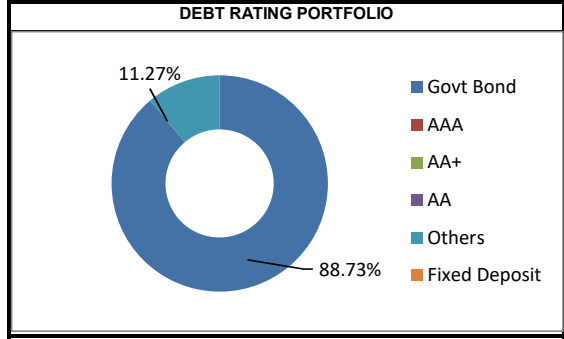
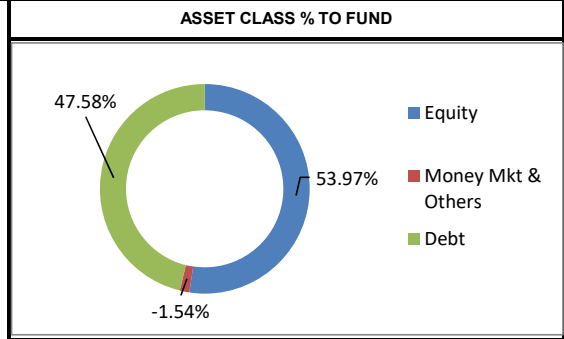
PERFORMANCE		
Period	Bench Mark	Returns
1 Month	-1.24%	-1.33%
6 Months	-0.42%	-0.13%
1 Year	8.35%	10.47%
2 Years	26.51%	37.66%
3 Years	34.53%	34.85%

TOP 10 HOLDINGS	
EQUITY	% to AUM
IT C LTD.	3.84
TATA CONSULTANCY SERVICES LTD.	3.66
HOUSING DEVELOPMENT FINANCE CORPN.	3.34
GRASIM INDUSTRIES LTD.	3.27
LARSEN & TOUBRO LTD.	3.05
ULTRATECH CEMENT LTD.	2.81
HINDALCO INDUSTRIES LTD.	2.40
I C I C I BANK LTD.	2.29
BAJAJ HOLDINGS & INVESTMENT LTD.	2.09
HINDUSTAN UNILEVER LTD.	1.92
OTHERS	25.29
Total Equity	53.97

DEBT PORTFOLIO	
GOVT. SECURITIES	% to AUM
8.20% UTTAR PRADESH SDL 24062025	12.75
9.17% UTTAR PRADESH 23052022	11.89
6.10% GOI 12.07.2031	11.23
8.24% 2027-FEB-15 GOVT OF INDIA	1.92
8% RAJASTHAN SDL 25-05-2026	1.57
7.69% WEST BENGAL SDL 27/07/2026	1.32
8.02% TELANGANA 25.05.2026	1.25
7.68% GOI 15/12/2023	0.23
7.18% MAHARASHTRA 28.06.2032	0.06
OTHERS	0.00

CORPORATE BONDS	
	% to AUM
9.85% IL&FS 12.03.2022	5.29
Britannia Industries Bonus NCDs-2019	0.00
OTHERS	0.00

FIXED Deposit	0.07
Total Debt	47.58
Money Market & Others	-1.54
Grand Total	100.00



Modified Duration :	4.38
SECTOR ALLOCATION -EQUITY (AS PER NIC 2008)	
COMP-SOFT	16.60
FMCG	13.53
FINANCE	12.93
CEMENT	11.30
BANKS	11.25
CAPGOODS	7.58
METALS&MIN	7.32
PHARMA	6.52
AUTO&ANCIL	4.85
OTHERS	8.13
Total	100.00



LIFE INSURANCE CORPORATION OF INDIA

Jeevan Plus Bond

ULIF001181005LICJVBND512

AS ON 2/28/2022

(Amount in Crore)

Inception Date	Tuesday, October 18, 2005	Objective of the Fund:
NAV	32.569	Low Risk

AUM		
70.24		
Equity	Money Market & Others	Debt
0	3.91	66.33

Asset Allocation	
Equity	0
Debt	80% to 100%
Money Market	Not more than 20%


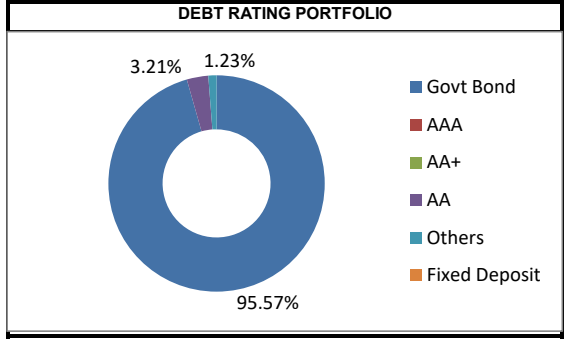
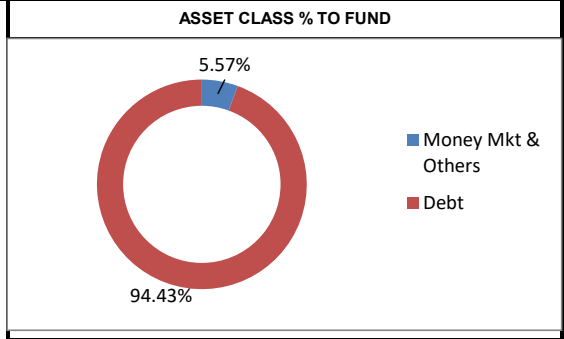
Fund Manager	Sri Nitin Gorhe
--------------	-----------------

FUNDS MANAGED	
Total Funds	14
Bond funds	4
Secured	3
Balanced	3
Growth	4

BENCHMARK	
INDEX	CRISIL Preservor (with Credit Risk)
CRISIL Gilt Index	40%
CRISIL AAA Long Term Bond Index	25%
CRISILAA Long Term Bond Index	10%
LX Index	25%
BSE 100 Index	0%

PERFORMANCE		
Period	Bench Mark	Returns
1 Month	0.42%	0.87%
6 Months	1.62%	1.42%
1 Year	5.86%	5.42%
2 Years	12.85%	14.55%
3 Years	24.73%	28.76%

TOP 10 HOLDINGS	
DEBT PORTFOLIO	
GOVT. SECURITIES	% to AUM
7.22% GOA 12.07.2027	10.28
7.22% RAJASTHAN SDL 26.07.2032	9.47
7.98% Uttarpradesh 11.04.2028	7.57
8.32% MAHARASHTRA SDL 15.07.2025	7.32
7.35% GOI 22.06.2024	5.67
7.62% WEST BENGAL SDL 29.11.2032	5.34
7.48% ODISHA SDL 13.09.2032	5.11
8.25% ANDHRA PRADESH SDL 16.01.2034	4.66
7.62%GOI15.09.2039	4.51
7.53% PUDUCHERRY 22.11.2027	4.47
OTHERS	25.85
CORPORATE BONDS	% to AUM
10.34%2024 JSW STEEL LTD	3.03
Shree Renuka sugars	1.15
OTHERS	0.00
FIXED Deposit	0.00
Total Debt	94.43
Money Market & Others	5.57
Grand Total	100.00



Modified Duration : 7.99



LIFE INSURANCE CORPORATION OF INDIA

Jeevan Plus Secured

ULIF002181005LICJVNSE512

AS ON 2/28/2022

(Amount in Crore)

Inception Date	Tuesday, October 18, 2005	Objective of the Fund:
NAV	34.7044	Steady Income

AUM		
14.8		
Equity	Money Market & Others	Debt
2.68	0.73	11.39

Asset Allocation	
Equity	Not More than 20%
Debt	70% to 90%
Money Market	Not more than 20%

Fund Manager	
Sri Nitin Gorhe	
FUNDS MANAGED	
Total Funds	14
Bond funds	4
Secured	3
Balanced	3
Growth	4

BENCHMARK	
INDEX	CRISIL Protector (with Credit Risk)
CRISIL Gilt Index	40%
CRISIL AAA Long Term Bond Index	20%
CRISIL AA Long Term Bond Index	15%
LX Index	10%
BSE 100 Index	15%


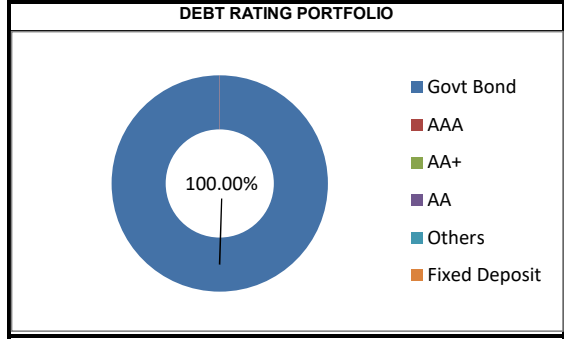
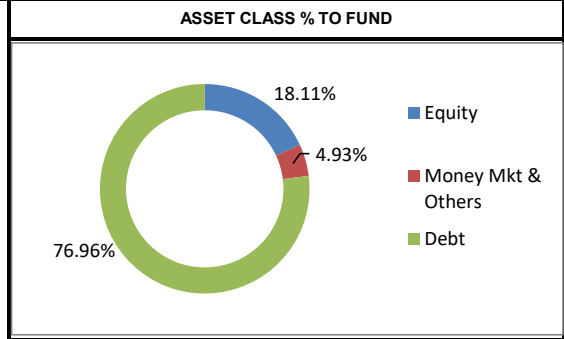
PERFORMANCE		
Period	Bench Mark	Returns
1 Month	0.05%	0.10%
6 Months	0.52%	1.71%
1 Year	4.86%	8.26%
2 Years	13.29%	21.74%
3 Years	24.56%	37.39%

TOP 10 HOLDINGS	
EQUITY	% to AUM
HINDALCO INDUSTRIES LTD.	1.62
STATE BANK OF INDIA	1.35
Infosys Ltd formerly INFOSYS TECHNOLOGIES	1.28
GRASIM INDUSTRIES LTD.	1.28
Bajaj Finance Limited	1.22
BANK OF BARODA	1.08
I C I C I BANK LTD.	1.08
HOUSING DEVELOPMENT FINANCE CORPN.	1.01
ULTRATECH CEMENT LTD.	0.95
BAJAJ AUTO LTD	0.95
OTHERS	6.28
Total Equity	18.11

DEBT PORTFOLIO	
GOVT. SECURITIES	% to AUM
8.33 GOI 09072026	16.82
7.48% ODISHA SDL 13.09.2032	10.41
7.79% KARNATAKA 03.01.2028	7.09
7.67% TELENGANA 25.10.2037	7.09
7.53% PUDUCHERRY 22.11.2027	7.09
8.32% MAHARASHTRA SDL 15.07.2025	5.81
8.27% TAMILNADIU SDL 12.8.2025	4.32
8.18%ANDHRA PRADESH SDL 10.04.2035	3.65
8.17%GUJARAT SDL 24.04.2029	3.58
6.10% GOI 12.07.2031	3.24
OTHERS	7.84

CORPORATE BONDS	
	% to AUM
NTPC BONUS DEBENTURE	0.00
BRITANNIA INDUSTRIES LTD BONUS DEBENTURE	0.00

OTHERS	0.00
FIXED Deposit	0.00
Total Debt	76.96
Money Market & Others	4.93
Grand Total	100.00



Modified Duration :	7.48
SECTOR ALLOCATION -EQUITY (AS PER NIC 2008)	
BANKS	20.52
CEMENT	12.31
FINANCE	12.31
AUTO&ANCIL	11.57
METALS&MIN	11.19
FMCG	7.84
COMP-SOFT	7.09
POWER	4.85
PHARMA	4.10
OTHERS	8.21
Total	100.00



LIFE INSURANCE CORPORATION OF INDIA

Jeevan Plus Balanced

ULIF003181005LICJVNBA1512

AS ON 2/28/2022

(Amount in Crore)

Inception Date	Tuesday, October 18, 2005	Objective of the Fund:
NAV	34.1548	Balanced Income & Growth

AUM		
21.38		
Equity	Money Market & Others	Debt
5.67	0.86	14.85

Asset Allocation	
Equity	Not More than 30%
Debt	60% to 80%
Money Market	Not more than 20%

Fund Manager	Sri Nitin Gorhe
---------------------	-----------------

FUNDS MANAGED	
Total Funds	14
Bond funds	4
Secured	3
Balanced	3
Growth	4

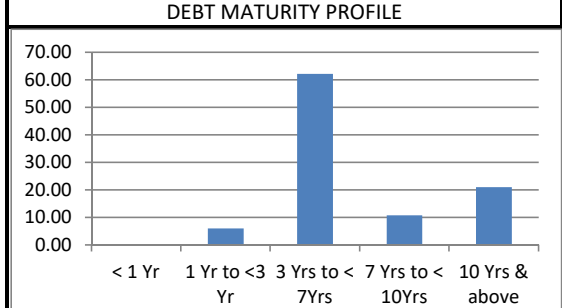
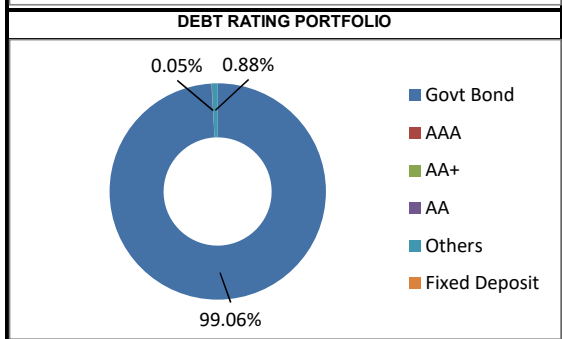
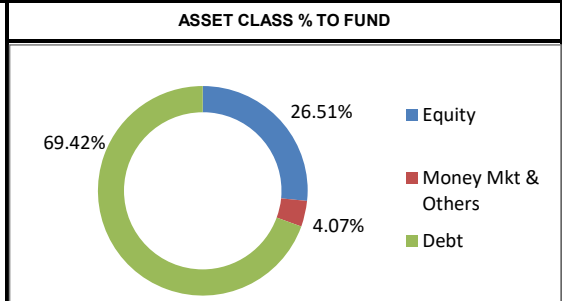
BENCHMARK	
INDEX	CRISIL Balancer - Debt Oriented
CRISIL Gilt Index	40%
CRISIL AAA Long Term Bond Index	15%
CRISIL AA Long Term Bond Index	10%
LX Index	10%
BSE 100 Index	25%

PERFORMANCE		
Period	Bench Mark	Returns
1 Month	-0.54%	-0.26%
6 Months	0.25%	1.20%
1 Year	7.33%	9.50%
2 Years	21.77%	23.76%
3 Years	32.42%	35.84%

TOP 10 HOLDINGS	
EQUITY	% to AUM
HINDALCO INDUSTRIES LTD.	2.25
Infosys Ltd formerly INFOSYS TECHNOLOGIES	2.06
TATA CONSULTANCY SERVICES LTD.	2.01
RELIANCE INDUSTRIES LTD.	1.96
STATE BANK OF INDIA	1.87
I C I C I BANK LTD.	1.82
LARSEN & TOUBRO LTD.	1.82
CIPLA LTD.	1.64
AXIS BANK LTD.(FORLY.UTI BANK)	1.64
GRASIM INDUSTRIES LTD.	1.59
OTHERS	7.85
Total Equity	26.51

DEBT PORTFOLIO	
GOVT. SECURITIES	% to AUM
8.24% 2027-FEB-15 GOVT OF INDIA	17.68
8.29% ANDHRA PRADESH 13.01.2026	10.01
7.22% RAJASTHAN SDL 26.07.2032	7.06
8.15% MAHARASHTRA SDL 16.04.2030	5.00
7.97% WEST BENGAL SDL 14.10.2025	5.00
7.62%GOI15.09.2039	4.96
7.35% GOI 22.06.2024	4.16
8.27% TAMILNADIU SDL 12.8.2025	3.51
8.24% TELANGANA SDL 09.09.2025	2.99
8.18%ANDHRA PRADESH SDL 10.04.2035	2.53
OTHERS	5.86
CORPORATE BONDS	% to AUM
Shree Renuka sugars	0.61
NTPC BONUS DEBENTURE	0.05
BRITANNIA INDUSTRIES LTD BONUS DEBEN	0.00

OTHERS	0.00
FIXED Deposit	0.00
Total Debt	69.42
Money Market & Others	4.07
Grand Total	100.00



Modified Duration :	6.93
SECTOR ALLOCATION -EQUITY (AS PER NIC 2008)	
BANKS	22.05
COMP-SOFT	15.34
METALS&MIN	13.76
FINANCE	10.93
OIL&GAS	7.41
AUTO&ANCIL	7.05
CAPGOODS	6.88
PHARMA	6.17
CEMENT	6.00
OTHERS	4.41
Total	100.00



LIFE INSURANCE CORPORATION OF INDIA

Jeevan Plus Growth

ULIF004181005LICJVNGRW512

AS ON 2/28/2022

(Amount in Crore)

Inception Date	Tuesday, October 18, 2005	Objective of the Fund:
NAV	54.6842	Long Term Capital Growth

AUM		
969.96		
Equity	Money Market & Others	Debt
538.17	25.02	406.77

Asset Allocation	
Equity	50% to 60%
Debt	30% to 50%
Money Market	Not more than 20%

Fund Manager	Sri Nitin Gorhe
--------------	-----------------

FUNDS MANAGED	
Total Funds	14
Bond funds	4
Secured	3
Balanced	3
Growth	4

BENCHMARK	
INDEX	CRISIL Balancer - Equity Oriented
CRISIL Gilt Index	20%
CRISIL AAA Long Term Bond Index	10%
CRISIL AA Long Term Bond Index	5%
LX Index	10%
BSE 100 Index	55%


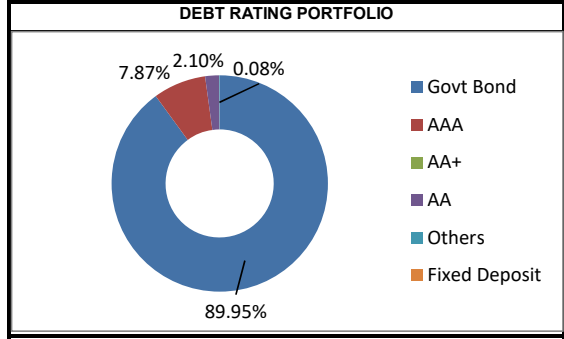
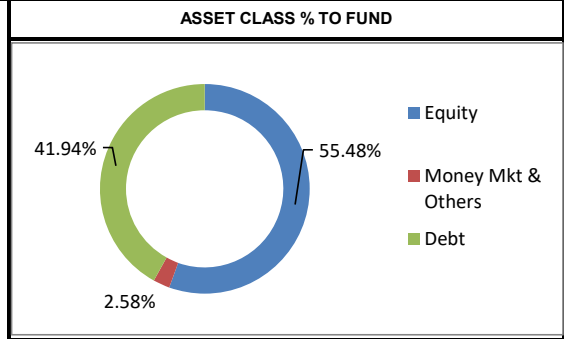
PERFORMANCE		
Period	Bench Mark	Returns
1 Month	-1.24%	-2.76%
6 Months	-0.42%	1.32%
1 Year	8.35%	11.94%
2 Years	26.51%	28.20%
3 Years	34.53%	41.57%

TOP 10 HOLDINGS	
EQUITY	% to AUM
STATE BANK OF INDIA	4.11
RELIANCE INDUSTRIES LTD.	4.01
I C I C I BANK LTD.	3.83
MARUTI SUZUKI INDIA LIMITED	3.78
Infosys Ltd formerly INFOSYS TECHNOLOGIES	3.74
TATA CONSULTANCY SERVICES LTD.	3.61
TECH MAHINDRA LTD	3.30
HOUSING DEVELOPMENT FINANCE CORPN.	3.24
AXIS BANK LTD.(FORLY.UTI BANK)	3.20
I T C LTD.	2.97
OTHERS	19.69
Total Equity	55.48

DEBT PORTFOLIO	
GOVT. SECURITIES	% to AUM
7.22% ARUNACHAL PRADESH 12.07.2027	7.30
6.10% GOI 12.07.2031	2.95
8.90% HARYANA 04-Jul-2022	2.82
8.22% KARNATAKA 9.12.2025	2.76
8.91% HIMACHAL PRADESH 04-Jul-2022	2.61
7.16% GOI 20052023	2.33
7.97% WEST BENGAL SDL 14.10.2025	2.31
8.15% MAHARASHTRA SDL 16.04.2030	2.21
7.53% PUDUCHERRY 22.11.2027	1.62
8.18%ANDHRA PRADESH SDL 10.04.2035	1.12
OTHERS	9.69

CORPORATE BONDS	
	% to AUM
9% L&T Infra Finance Ltd 2023 merged with L&T	2.66
10.34%2024 JSW STEEL LTD	0.88
8.48% PFC 2024-DECEMBER-09	0.55
NTPC BONUS DEBENTURE	0.08
Shree Renuka sugars	0.03

OTHERS	0.00
FIXED Deposit	0.00
Total Debt	41.94
Money Market & Others	2.58
Grand Total	100.00



Modified Duration :	5.17
SECTOR ALLOCATION -EQUITY (AS PER NIC 2008)	
BANKS	26.63
COMP-SOFT	22.67
OIL&GAS	14.25
AUTO&ANCIL	10.74
FINANCE	7.11
FMCG	5.57
CAPGOODS	5.02
CEMENT	3.21
PHARMA	3.16
OTHERS	1.64
Total	100.00



LIFE INSURANCE CORPORATION OF INDIA

Market Plus Bond

ULIF001050706LICMKTBNDS12

AS ON 2/28/2022

(Amount in Crore)

Inception Date	Wednesday, July 5, 2006	Objective of the Fund:
NAV	36.5089	Low Risk

AUM		
24.7		
Equity	Money Market & Others	Debt
0	0.21	24.49


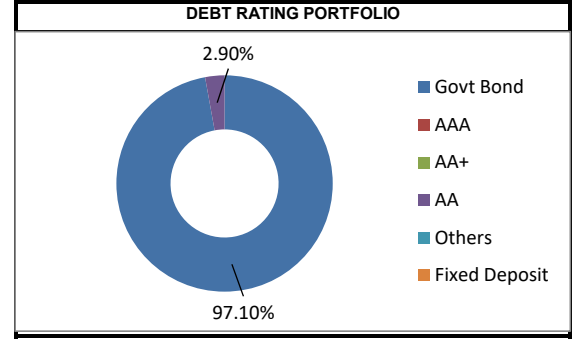
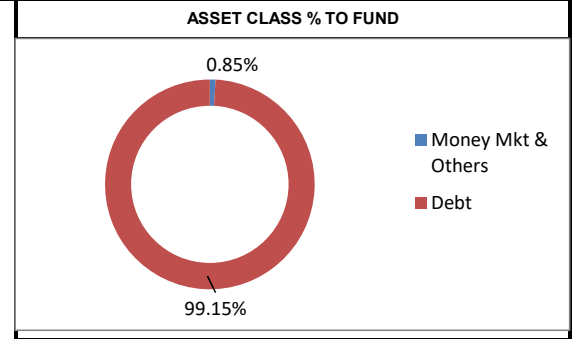
Asset Allocation	
Equity	0
Debt	80% to 100%
Money Market	Not more than 20%

Fund Manager	Sri C M Kule
FUNDS MANAGED	
Total Funds	14
Bond funds	4
Secured	3
Balanced	3
Growth	4

BENCHMARK	
INDEX	CRISIL Preservor (with Credit Risk)
CRISIL Gilt Index	40%
CRISIL AAA Long Term Bond Index	25%
CRISILAA Long Term Bond Index	10%
LX Index	25%
BSE 100 Index	0%

PERFORMANCE		
Period	Bench Mark	Returns
1 Month	0.42%	0.53%
6 Months	1.62%	1.50%
1 Year	5.86%	5.15%
2 Years	12.85%	11.74%
3 Years	24.73%	22.53%

TOP 10 HOLDINGS	
DEBT PORTFOLIO	
GOVT. SECURITIES	% to AUM
8.15%2022-OCT-16 FOOD BOND	45.55
7.72% GOI 25/05/2025	15.47
7.22%UTTARA KHAND 12.07.2027	12.51
7.27%GOI08.04.2026	12.27
7.35% GOI 22.06.2024	4.25
7.62%GOI15.09.2039	2.55
7.20% TAMILNADU SDL 27.11.2031	2.02
7.22% RAJASTHAN SDL 26.07.2032	1.62
OTHERS	0.04
CORPORATE BONDS	
	% to AUM
10.34%2024 JSW STEEL LTD	2.87
Total Debt	99.15
Money Market & Others	0.85
Grand Total	100.00



Modified Duration : 2.83



LIFE INSURANCE CORPORATION OF INDIA

Market Plus Secured

ULIF002050706LICMKTSEC512

AS ON 2/28/2022

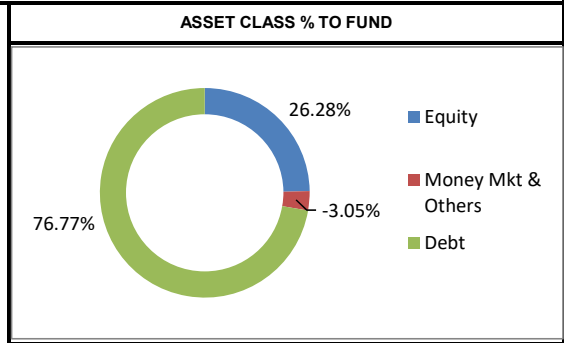
(Amount in Crore)

Inception Date	Wednesday, July 5, 2006
NAV	42.1448

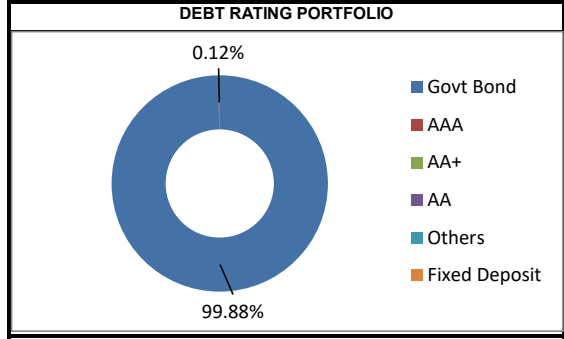
Objective of the Fund:	Steady Income
------------------------	---------------

AUM		
11.14		
Equity	Money Market & Others	Debt
2.93	-0.35	8.56

TOP 10 HOLDINGS	
EQUITY	% to AUM
HINDALCO INDUSTRIES LTD.	2.06
ICICI BANK LTD.	1.97
Infosys Ltd formerly INFOSYS TECHNOLOGIES	1.89
HCL TECHNOLOGIES LTD.	1.80
LARSEN & TOUBRO LTD.	1.71
ULTRATECH CEMENT LTD.	1.62
HDFC BANK LTD.	1.53
DR. REDDY'S LABORATORIES LTD.	1.26
CIPLA LTD.	1.26
GRASIM INDUSTRIES LTD.	1.26
OTHERS	9.94
Total Equity	26.28




Asset Allocation	
Equity	15% to 35%
Debt	65% to 85%
Money Market	Not more than 20%



Fund Manager	Sri C M Kule
FUNDS MANAGED	
Total Funds	14
Bond funds	4
Secured	3
Balanced	3
Growth	4

DEBT PORTFOLIO	
GOVT. SECURITIES	% to AUM
7.22% RAJASTHAN SDL 26.07.2032	49.73
8.15% MAHARASHTRA SDL 16.04.2030	24.06
8.33 GOI 09072026	2.96



BENCHMARK	
INDEX	CRISIL Balancer - Debt Oriented
CRISIL Gilt Index	40%
CRISIL AAA Long Term Bond Index	15%
CRISILAA Long Term Bond Index	10%
LX Index	10%
BSE 100 Index	25%

CORPORATE BONDS	
	% to AUM
NTPC BONUS DEBENTURE	0.02

Modified Duration :	9.80
SECTOR ALLOCATION -EQUITY (AS PER NIC 2008)	
BANKS	16.38
COMP-SOFT	15.70
METALS&MIN	13.65
PHARMA	13.31
CEMENT	10.92
OIL&GAS	7.17
CAPGOODS	6.48
FMCG	5.46
AUTO&ANCIL	4.78
OTHERS	6.14
Total	100.00

PERFORMANCE		
Period	Bench Mark	Returns
1 Month	-0.54%	0.22%
6 Months	0.25%	0.92%
1 Year	7.33%	9.27%
2 Years	21.77%	22.72%
3 Years	32.42%	35.02%

Total Debt	76.77
Money Market & Others	-3.05
Grand Total	100.00



LIFE INSURANCE CORPORATION OF INDIA

Market Plus Balanced

ULIF003050706LICMKTBAL512

AS ON 2/28/2022

(Amount in Crore)

Inception Date	Wednesday, July 5, 2006	Objective of the Fund:
NAV	40.7318	Balanced Income & Growth

AUM		
51.63		
Equity	Money Market & Others	Debt
18.93	2.04	30.66

Asset Allocation	
Equity	30% to 50%
Debt	50% to 70%
Money Market	Not more than 20%

Fund Manager	Sri C M Kule
---------------------	--------------

FUNDS MANAGED	
Total Funds	14
Bond funds	4
Secured	3
Balanced	3
Growth	4

BENCHMARK	
INDEX	Debt Oriented (Sovereign only)
CRISIL Gilt Index	25%
CRISIL AAA Long Term Bond Index	15%
CRISIL AA Long Term Bond Index	10%
LX Index	10%
BSE 100 Index	40%


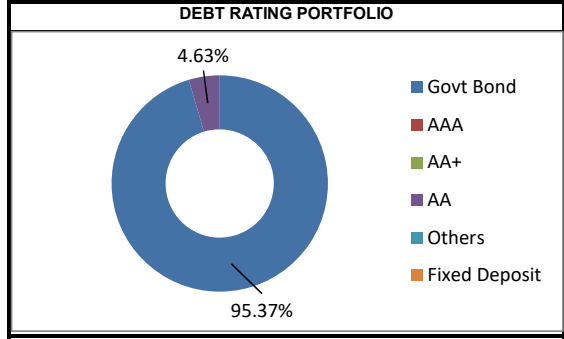
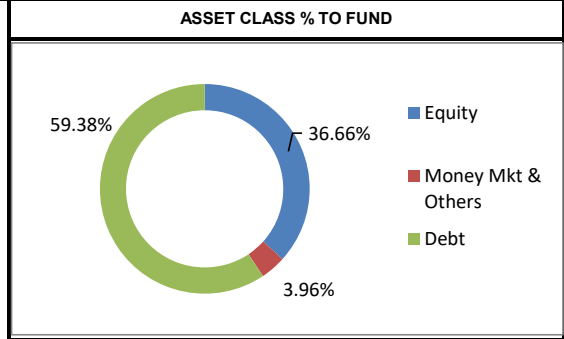
PERFORMANCE		
Period	Bench Mark	Returns
1 Month	-1.45%	-1.13%
6 Months	-0.37%	0.55%
1 Year	9.65%	10.81%
2 Years	30.24%	30.96%
3 Years	38.97%	38.36%

TOP 10 HOLDINGS	
EQUITY	% to AUM
TATA CONSULTANCY SERVICES LTD.	3.04
ICICI BANK LTD.	2.89
HDFC BANK LTD.	2.81
RELIANCE INDUSTRIES LTD.	2.75
LARSEN & TOUBRO LTD.	2.65
Infosys Ltd formerly INFOSYS TECHNOLOGIES	2.65
HCL TECHNOLOGIES LTD.	2.60
ITC LTD.	2.52
MARUTI SUZUKI INDIA LIMITED	2.42
HOUSING DEVELOPMENT FINANCE CORPN.	2.05
OTHERS	10.28
Total Equity	36.66

DEBT PORTFOLIO	
GOVT. SECURITIES	% to AUM
8.15% MAHARASHTRA SDL 16.04.2030	31.16
8.10% WEST BENGAL 28-01-2025	19.04
7.20% TAMILNADU SDL 27.11.2031	1.96
7.62% WEST BENGAL SDL 29.11.2032	1.80
8.34% PUNJAB SDL 02.01.2029	1.67
7.26% GOI 14.01.2029	1.01

CORPORATE BONDS	
% to AUM	
10.34% 2024 JSW STEEL LTD	2.75

Total Debt	59.38
Money Market & Others	3.96
Grand Total	100.00



Modified Duration :	6.84
SECTOR ALLOCATION -EQUITY (AS PER NIC 2008)	
COMP-SOFT	22.61
BANKS	16.43
PHARMA	12.57
FMCG	9.56
AUTO&ANCIL	7.98
OIL&GAS	7.50
CAPGOODS	7.24
METALS&MIN	6.97
FINANCE	5.60
OTHERS	3.54
Total	100.00



LIFE INSURANCE CORPORATION OF INDIA

Market Plus Growth

ULIF004050706LICMKTGRW512

AS ON 2/28/2022

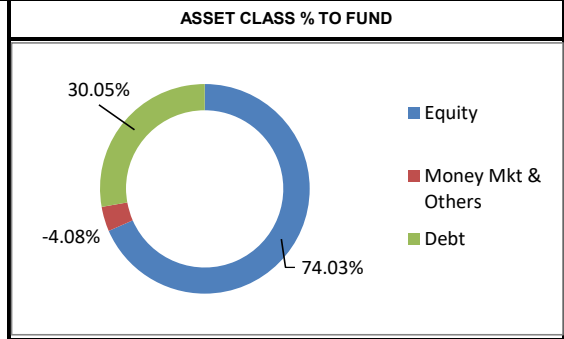
(Amount in Crore)

Inception Date	Wednesday, July 5, 2006
NAV	25.4975

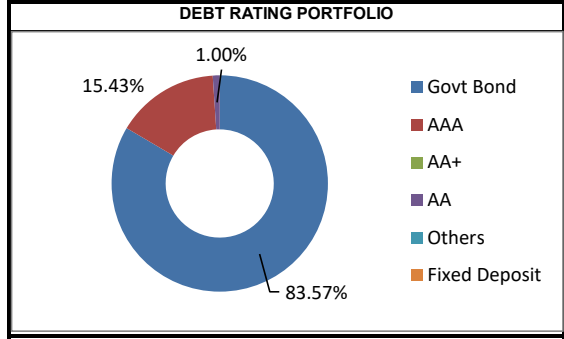
Objective of the Fund:	Long Term Capital Growth
------------------------	--------------------------

AUM		
1655.41		
Equity	Money Market & Others	Debt
1225.48	-67.58	497.51

TOP 10 HOLDINGS	
EQUITY	% to AUM
IT C LTD.	14.36
TATA STEEL LTD.	5.08
MARUTI SUZUKI INDIA LIMITED	4.98
LARSEN & TOUBRO LTD.	4.84
TATA CONSULTANCY SERVICES LTD.	4.76
N T P C LTD.	4.72
I C I C I BANK LTD.	4.66
DECCAN CHRONICLE HOLDINGS LTD.	4.52
DR. REDDY'S LABORATORIES LTD.	4.11
DABUR INDIA LTD.	3.74
OTHERS	18.27
Total Equity	74.03




Asset Allocation	
Equity	60% to 80%
Debt	20% to 40%
Money Market	Not more than 20%



Fund Manager	Sri C M Kule
FUNDS MANAGED	
Total Funds	14
Bond funds	4
Secured	3
Balanced	3
Growth	4

DEBT PORTFOLIO	
GOVT. SECURITIES	% to AUM
7.22%UTTARA KHAND 12.07.2027	6.23
7.62%GOI15.09.2039	5.76
8.15%2022-OCT-16 FOOD BOND	2.22
7.40% MADHYA PRADESH 09.11.2026	1.33
7.27%GOI08.04.2026	1.33
8.15% MAHARASHTRA SDL 16.04.2030	1.30
7.69%GOI 17.06.2043	1.29
7.79% KARNATAKA 03.01.2028	1.27
8.24% TELANGANA SDL 09.09.2025	1.02
7.48% ODISHA SDL 13.09.2032	0.76
OTHERS	2.61
CORPORATE BONDS	% to AUM
NTPC BONUS DEBENTURE	3.04
9% L&T Infra Finance Ltd 2023 merged with L&T	1.59
10.34%2024 JSW STEEL LTD	0.30



BENCHMARK	
INDEX	CRISIL Aggressive
CRISIL Gilt Index	15%
CRISIL AAA Long Term Bond Index	5%
CRISIL AA Long Term Bond Index	5%
LX Index	5%
BSE 100 Index	70%

Modified Duration :	5.98
SECTOR ALLOCATION -EQUITY (AS PER NIC 2008)	
FMCG	24.45
BANKS	13.99
METALS&MIN	8.30
PHARMA	8.00
AUTO&ANCIL	6.79
CAPGOODS	6.53
POWER	6.49
COMP-SOFT	6.43
OIL&GAS	5.42
OTHERS	13.61
Total	100.00

PERFORMANCE		
Period	Bench Mark	Returns
1 Month	-2.52%	-1.13%
6 Months	-1.21%	1.64%
1 Year	13.45%	12.08%
2 Years	43.37%	24.49%
3 Years	50.05%	21.48%

Total Debt	30.05
Money Market & Others	-4.08
Grand Total	100.00



LIFE INSURANCE CORPORATION OF INDIA

Money Plus Bond

ULIF001201206LICMNYBND512

AS ON 2/28/2022

(Amount in Crore)

Inception Date	Wednesday, December 20, 2006	Objective of the Fund:
NAV	33.1041	Low Risk

AUM		
42.24		
Equity	Money Market & Others	Debt
0	1.56	40.68


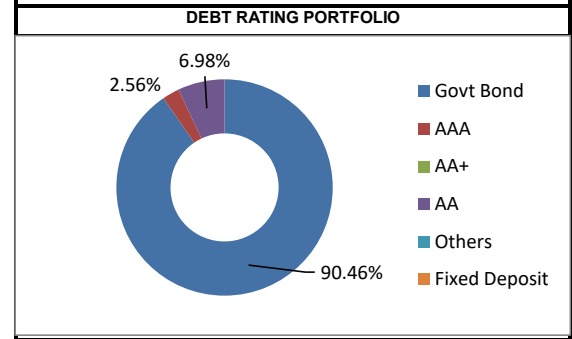
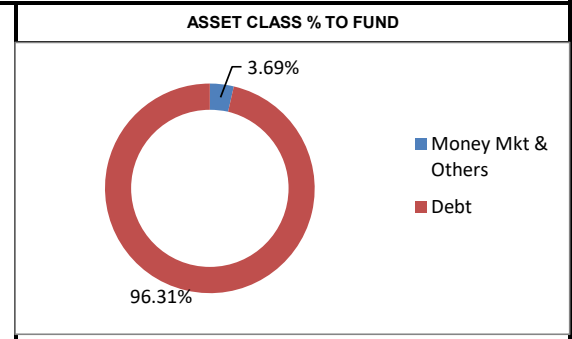
Asset Allocation	
Equity	0
Debt	80% to 100%
Money Market	Not more than 20%

Fund Manager	CA. Surendra Jalani
FUNDs MANAGED	
Total Funds	8
Bond funds	2
Secured	2
Balanced	2
Growth	2

BENCHMARK	
INDEX	CRISIL Preservor (with Credit Risk)
CRISIL Gilt Index	40%
CRISIL AAA Long Term Bond Index	25%
CRISILAA Long Term Bond Index	10%
LX Index	25%
BSE 100 Index	0%

PERFORMANCE		
Period	Bench Mark	Returns
1 Month	0.42%	0.14%
6 Months	1.62%	1.25%
1 Year	5.86%	5.45%
2 Years	12.85%	11.85%
3 Years	24.73%	24.37%

TOP 10 HOLDINGS	
DEBT PORTFOLIO	
GOVT. SECURITIES	% to AUM
7.60% PUNJAB SDL 04.06.2029	17.16
7.22% GOA 12.07.2027	17.09
7.14% KARNATAKA SDL 24.12.2029	10.80
8.15% GOI 11062022	9.59
7.69% WEST BENGAL SDL 27/07/2026	7.72
8.24% TELANGANA SDL 09.09.2025	5.09
8.17% GUJARAT SDL 24.04.2029	5.04
7.72% PUNJAB 20.12.2027	4.38
7.98 WEST BENGAL SDL 03072023	2.46
8.15% MAHARASHTRA SDL 16.04.2030	1.89
OTHERS	5.89
CORPORATE BONDS	% to AUM
10.34%2024 JSW STEEL LTD	6.72
8.82% REC 2023-APRIL-12	2.46
OTHERS	0.00
FIXED Deposit	0.00
Total Debt	96.31
Money Market & Others	3.69
Grand Total	100.00



Modified Duration : **5.91**



LIFE INSURANCE CORPORATION OF INDIA

Money Plus Secured

ULIF002201206LICMNYSEC512

AS ON 2/28/2022

(Amount in Crore)

Inception Date	Wednesday, December 20, 2006	Objective of the Fund:
NAV	34.4172	Steady Income

AUM		
11.5		
Equity	Money Market & Others	Debt
2.73	0.39	8.38

Asset Allocation	
Equity	15% to 35%
Debt	65% to 85%
Money Market	Not more than 20%

Fund Manager	CA. Surendra Jalani
---------------------	---------------------

FUNDS MANAGED	
Total Funds	8
Bond funds	2
Secured	2
Balanced	2
Growth	2


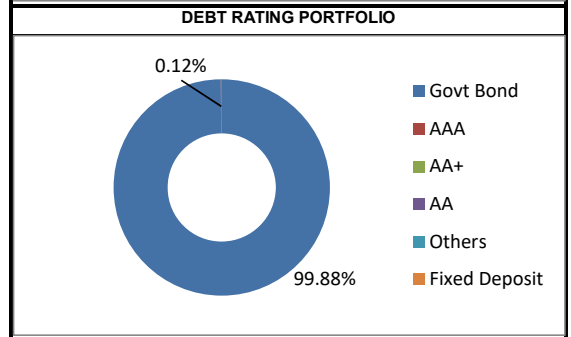
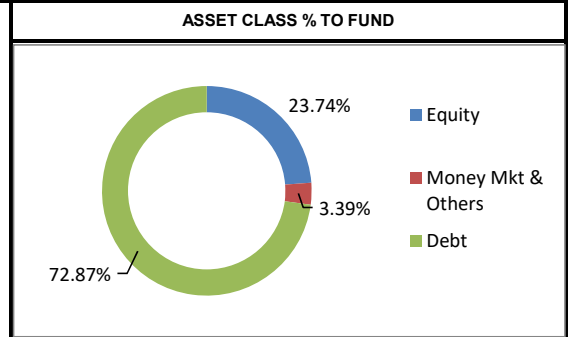
BENCHMARK	
INDEX	CRISIL Balancer - Debt Oriented
CRISIL Gilt Index	40%
CRISIL AAA Long Term Bond Index	15%
CRISIL AA Long Term Bond Index	10%
LX Index	10%
BSE 100 Index	25%

PERFORMANCE		
Period	Bench Mark	Returns
1 Month	-0.54%	-0.37%
6 Months	0.25%	1.05%
1 Year	7.33%	7.70%
2 Years	21.77%	23.39%
3 Years	32.42%	32.58%

TOP 10 HOLDINGS	
EQUITY	% to AUM
RELIANCE INDUSTRIES LTD.	2.00
LARSEN & TOUBRO LTD.	2.00
ICICI BANK LTD.	1.91
TATA CONSULTANCY SERVICES LTD.	1.83
HINDALCO INDUSTRIES LTD.	1.74
HDFC BANK LTD.	1.74
HOUSING DEVELOPMENT FINANCE CORPN.	1.57
MARUTI SUZUKI INDIA LIMITED	1.48
Infosys Ltd formerly INFOSYS TECHNOLOGIES	1.30
TITAN COMPANY LTD.	1.30
OTHERS	6.87
Total Equity	23.74

DEBT PORTFOLIO	
GOVT. SECURITIES	% to AUM
7.60% PUNJAB SDL 04.06.2029	33.83
8.15% GOI 11062022	17.57
8.24% TELANGANA SDL 09.09.2025	9.30
8.17% GUJARAT SDL 24.04.2029	4.61
8.33 GOI 09072026	2.87
7.97% WEST BENGAL SDL 14.10.2025	2.78
7.53% PUDUCHERRY 22.11.2027	1.83
OTHERS	0.00

CORPORATE BONDS	% to AUM
NTPC BONUS DEBENTURE	0.09
OTHERS	0.00
FIXED Deposit	0.00
Total Debt	72.87
Money Market & Others	3.39
Grand Total	100.00



Modified Duration :	6.44
SECTOR ALLOCATION -EQUITY (AS PER NIC 2008)	
BANKS	18.32
COMP-SOFT	17.58
AUTO&ANCIL	15.02
OIL&GAS	8.42
CAPGOODS	8.42
METALS&MIN	7.33
FINANCE	7.33
PHARMA	6.59
MISC	5.49
OTHERS	5.49
Total	100.00



LIFE INSURANCE CORPORATION OF INDIA

Money Plus Balanced

ULIF003201206LICMNYBAL512

AS ON 2/28/2022

(Amount in Crore)

Inception Date	Wednesday, December 20, 2006	Objective of the Fund:
NAV	37.6564	Balanced Income & Growth

AUM		
24.66		
Equity	Money Market & Others	Debt
9.34	0.64	14.68

Asset Allocation	
Equity	30% to 50%
Debt	50% to 70%
Money Market	Not more than 20%

Fund Manager	CA. Surendra Jalani
---------------------	---------------------

FUNDS MANAGED	
Total Funds	8
Bond funds	2
Secured	2
Balanced	2
Growth	2


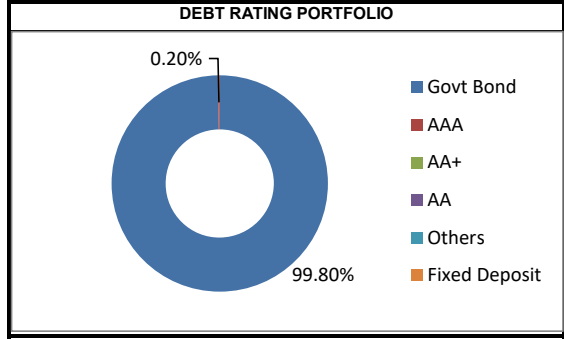
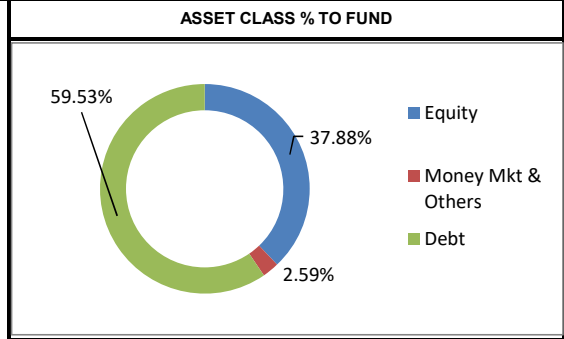
BENCHMARK	
INDEX	CRISIL Balancer - Debt Oriented (Sovereign only)
CRISIL Gilt Index	25%
CRISIL AAA Long Term Bond Index	15%
CRISILAA Long Term Bond Index	10%
LX Index	10%
BSE 100 Index	40%

PERFORMANCE		
Period	Bench Mark	Returns
1 Month	-1.45%	-1.53%
6 Months	-0.37%	0.08%
1 Year	9.65%	12.01%
2 Years	30.24%	41.50%
3 Years	38.97%	50.51%

TOP 10 HOLDINGS	
EQUITY	% to AUM
RELIANCE INDUSTRIES LTD.	3.37
ICICI BANK LTD.	3.20
Infosys Ltd formerly INFOSYS TECHNOLOGIES	2.88
TATA CONSULTANCY SERVICES LTD.	2.76
H D F C BANK LTD.	2.31
Bajaj Finance Limited	2.27
STATE BANK OF INDIA	1.95
KOTAK MAHINDRA BANK LTD.	1.87
HOUSING DEVELOPMENT FINANCE CORPN.	1.82
A C C LTD.	1.70
OTHERS	13.75
Total Equity	37.88

DEBT PORTFOLIO	
GOVT. SECURITIES	% to AUM
7.60% PUNJAB SDL 04.06.2029	16.79
8.15% GOI 11062022	14.36
7.53% PUDUCHERRY 22.11.2027	14.23
8.17% GUJARAT SDL 24.04.2029	4.34
7.72% PUNJAB 20.12.2027	4.30
8.15% MAHARASHTRA SDL 16.04.2030	3.24
7.79% KARNATAKA 03.01.2028	2.15
OTHERS	0.00

CORPORATE BONDS	
% to AUM	
NTPC BONUS DEBENTURE	0.12
OTHERS	0.00
FIXED Deposit	0.00
Total Debt	59.53
Money Market & Others	2.59
Grand Total	100.00



Modified Duration : **5.85**

SECTOR ALLOCATION -EQUITY (AS PER NIC 2008)	
COMP-SOFT	25.91
BANKS	24.63
FINANCE	10.81
OIL&GAS	9.53
AUTO&ANCIL	9.31
PHARMA	6.53
CEMENT	4.50
CAPGOODS	3.85
FMCG	3.43
OTHERS	1.50
Total	100.00



LIFE INSURANCE CORPORATION OF INDIA

Money Plus Growth

ULIF004201206LICMNYGRW512

AS ON 2/28/2022

(Amount in Crore)

Inception Date	Wednesday, December 20, 2006	Objective of the Fund:
NAV	25.0227	Long Term Capital Growth

AUM		
4049.91		
Equity	Money Market & Others	Debt
2769.04	131.91	1148.96

Asset Allocation	
Equity	60% to 80%
Debt	20% to 40%
Money Market	Not more than 20%

Fund Manager	CA. Surendra Jalani
---------------------	---------------------

FUNDS MANAGED	
Total Funds	8
Bond funds	2
Secured	2
Balanced	2
Growth	2


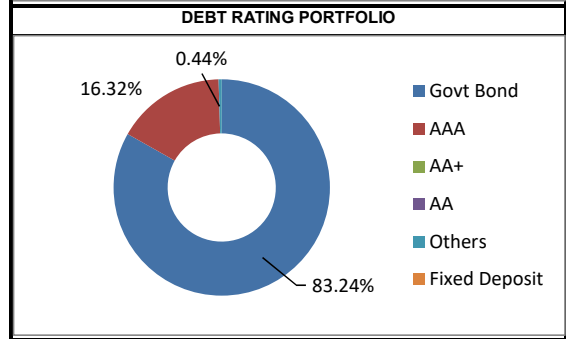
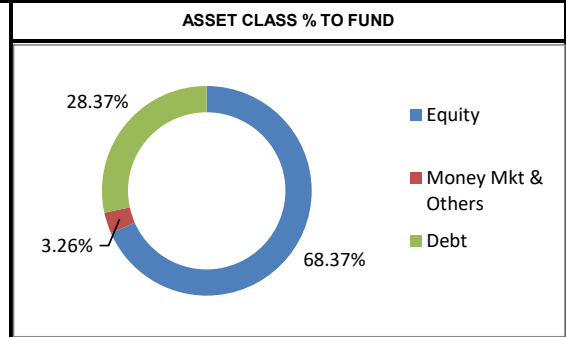
BENCHMARK	
INDEX	CRISIL Aggressive
CRISIL Gilt Index	15%
CRISIL AAA Long Term Bond Index	5%
CRISILAA Long Term Bond Index	5%
LX Index	5%
BSE 100 Index	70%

PERFORMANCE		
Period	Bench Mark	Returns
1 Month	-2.52%	-1.40%
6 Months	-1.21%	0.74%
1 Year	13.45%	14.12%
2 Years	43.37%	37.73%
3 Years	50.05%	28.86%

TOP 10 HOLDINGS	
EQUITY	% to AUM
ITC LTD.	19.57
RELIANCE INDUSTRIES LTD.	5.82
HDFC BANK LTD.	5.62
Infosys Ltd formerly INFOSYS TECHNOLOGIES	5.25
ICICI BANK LTD.	4.90
HOUSING DEVELOPMENT FINANCE CORPN.	4.35
TATA CONSULTANCY SERVICES LTD.	3.65
KOTAK MAHINDRA BANK LTD.	2.44
LARSEN & TOUBRO LTD.	1.85
Bajaj Finance Limited	1.66
OTHERS	13.26
Total Equity	68.37

DEBT PORTFOLIO	
GOVT. SECURITIES	% to AUM
7.69% WEST BENGAL SDL 27/07/2026	4.68
5.74% GOI 15.11.2026	4.15
7.53% SIKKIM 22.11.2027	1.91
8.33 GOI 09072026	1.60
8.91% PUNJAB 04-Jul-2022	1.47
5.15% GOI 09.11.2025	1.45
7.79% KARNATAKA 03.01.2028	1.35
6.79% GOI 15.05.2027	1.26
7.72% PUNJAB 20.12.2027	1.10
8.15% GOI 11062022	0.72
OTHERS	3.83
CORPORATE BONDS	% to AUM
9% L&T Infra Finance Ltd 2023 merged with L&T	3.19
NTPC BONUS DEBENTURE	1.09
8.48% PFC 2024-DECEMBER-09	0.27
8.82% REC 2023-APRIL-12	0.18
9.95% Gammon India 2018	0.12

OTHERS	0.00
FIXED Deposit	0.00
Total Debt	28.37
Money Market & Others	3.26
Grand Total	100.00



Modified Duration :	3.94
SECTOR ALLOCATION -EQUITY (AS PER NIC 2008)	
FMCG	29.86
BANKS	22.25
COMP-SOFT	16.19
OIL&GAS	9.10
FINANCE	9.09
AUTO&ANCIL	3.42
CAPGOODS	2.97
METALS&MIN	1.86
PHARMA	1.81
OTHERS	3.44
Total	100.00



LIFE INSURANCE CORPORATION OF INDIA

Profit Plus Bond

ULIF001230807LICPFTBND512

AS ON 2/28/2022

(Amount in Crore)

Inception Date	Thursday, August 23, 2007	Objective of the Fund:
NAV	33.4546	Low Risk

AUM		
59.36		
Equity	Money Market & Others	Debt
0	1.12	58.24



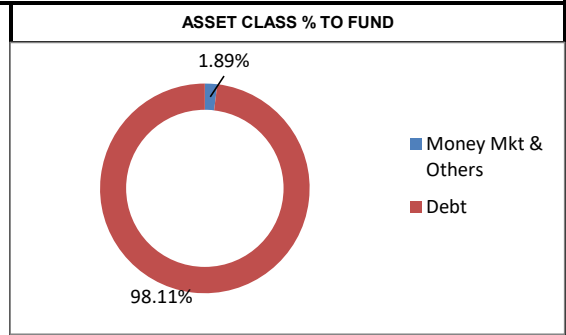
Asset Allocation	
Equity	0
Debt	60% to 100%
Money Market	Not more than 40%

Fund Manager	Ms Yovita S Furtado
FUNDS MANAGED	
Total Funds	13
Bond funds	3
Secured	3
Balanced	3
Growth	4

BENCHMARK	
INDEX	CRISIL Preservor (with Credit Risk)
CRISIL Gilt Index	40%
CRISIL AAA Long Term Bond Index	25%
CRISILAA Long Term Bond Index	10%
LX Index	25%
BSE 100 Index	0%

PERFORMANCE		
Period	Bench Mark	Returns
1 Month	0.42%	0.14%
6 Months	1.62%	1.17%
1 Year	5.86%	5.32%
2 Years	12.85%	13.35%
3 Years	24.73%	26.68%

TOP 10 HOLDINGS	
DEBT PORTFOLIO	
GOVT. SECURITIES	% to AUM
8.17% BIHAR SDL 23.09.2025	23.45
8.24% 2027-FEB-15 GOVT OF INDIA	18.21
8.05% UTTARAKHAND SDL 25032025	16.95
7.68% GOI 15/12/2023	13.68
8.20% UTTARPRADESH SDL 24062025	9.00
6.10% GOI 12.07.2031	8.04
7.35% GOI 22.06.2024	6.10
7.22% GOA 12.07.2027	2.70
OTHERS	0.00
CORPORATE BONDS	% to AUM
OTHERS	0.00
FIXED Deposit	0.00
Total Debt	98.11
Money Market & Others	1.89
Grand Total	100.00



Modified Duration : **4.80**



LIFE INSURANCE CORPORATION OF INDIA

Profit Plus Secured

ULIF002230807LICPFTSEC512

AS ON 2/28/2022

(Amount in Crore)

Inception Date	Thursday, August 23, 2007	Objective of the Fund:
NAV	37.1042	Steady Income

AUM		
18.2		
Equity	Money Market & Others	Debt
7.41	1.37	9.42

Asset Allocation	
Equity	15% to 55%
Debt	45% to 85%
Money Market	Not more than 40%

Fund Manager	Ms Yovita S Furtado
---------------------	---------------------

FUNDS MANAGED	
Total Funds	13
Bond funds	3
Secured	3
Balanced	3
Growth	4

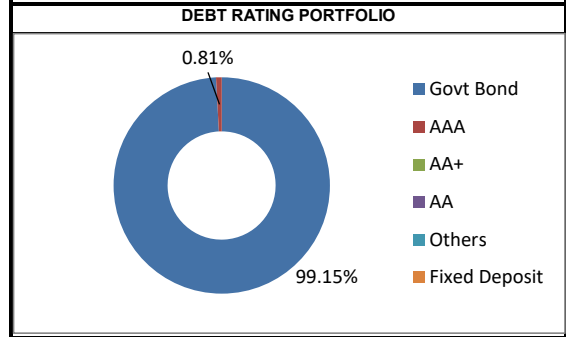
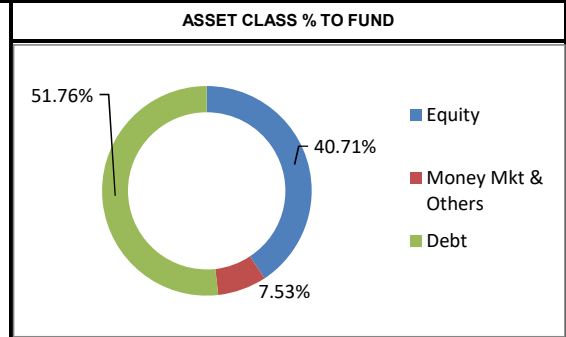
BENCHMARK	
INDEX	CRISIL Builder
CRISIL Gilt Index	30%
CRISIL AAA Long Term Bond Index	10%
CRISIL AA Long Term Bond Index	10%
LX Index	15%
BSE 100 Index	35%

PERFORMANCE		
Period	Bench Mark	Returns
1 Month	-1.46%	-0.63%
6 Months	-0.11%	-0.15%
1 Year	10.89%	11.27%
2 Years	33.66%	37.23%
3 Years	43.70%	39.41%

TOP 10 HOLDINGS	
EQUITY	% to AUM
HOUSING DEVELOPMENT FINANCE CORPN.	3.63
H D F C BANK LTD.	3.63
Infosys Ltd formerly INFOSYS TECHNOLOGIES	3.41
INDUSIND BANK LTD.	3.19
TECH MAHINDRA LTD	3.13
GRASIM INDUSTRIES LTD.	2.91
CIPLA LTD.	2.42
LARSEN & TOUBRO LTD.	2.42
MARICO INDUSTRIES LTD.	2.14
TITAN COMPANY LTD.	2.09
OTHERS	11.76
Total Equity	40.71

DEBT PORTFOLIO	
GOVT. SECURITIES	% to AUM
7.22%UTTARA KHAND 12.07.2027	27.20
8.15% GOI 11062022	15.27
7.22% GOA 12.07.2027	4.78
7.22% RAJASTHAN SDL 26.07.2032	1.65
7.68% GOI 15/12/2023	1.43
7.22% ARUNACHAL PRADESH 12.07.2027	0.99
OTHERS	0.00

CORPORATE BONDS	% to AUM
NTPC BONUS DEBENTURE	0.44
OTHERS	0.00
FIXED Deposit	0.00
Total Debt	51.76
Money Market & Others	7.53
Grand Total	100.00



Modified Duration : **3.61**

SECTOR ALLOCATION -EQUITY (AS PER NIC 2008)	
BANKS	20.78
COMP-SOFT	19.03
FMCG	11.88
PHARMA	11.07
FINANCE	8.91
OIL&GAS	8.37
CEMENT	7.15
CAPGOODS	6.48
MISC	5.13
OTHERS	1.21
Total	100.00



LIFE INSURANCE CORPORATION OF INDIA

Profit Plus Balanced

ULIF003230807LICPFTBAL512

AS ON 2/28/2022

(Amount in Crore)

Inception Date	Thursday, August 23, 2007	Objective of the Fund:
NAV	39.6594	Balanced Income & Growth

AUM		
28.51		
Equity	Money Market & Others	Debt
15.73	2.32	10.46

Asset Allocation	
Equity	30% to 70%
Debt	30% to 70%
Money Market	Not more than 40%

Fund Manager	Ms Yovita S Furtado
FUNDS MANAGED	
Total Funds	13
Bond funds	3
Secured	3
Balanced	3
Growth	4


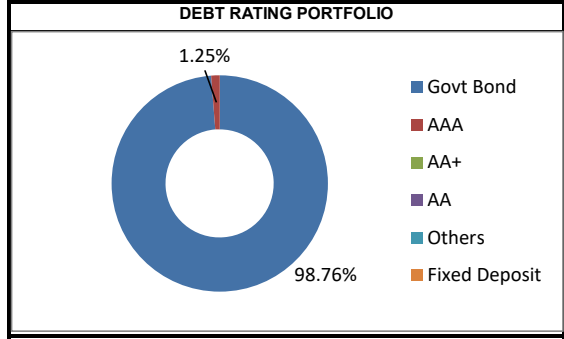
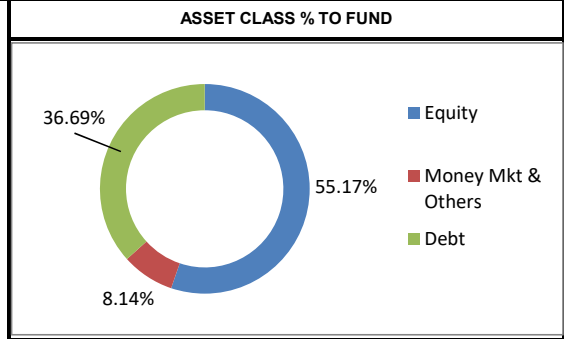
BENCHMARK	
INDEX	CRISIL Creator
CRISIL Gilt Index	20%
CRISIL AAA Long Term Bond Index	10%
CRISIL AA Long Term Bond Index	5%
LX Index	15%
BSE 100 Index	50%

PERFORMANCE		
Period	Bench Mark	Returns
1 Month	-1.52%	-0.84%
6 Months	-0.02%	-1.39%
1 Year	11.67%	15.78%
2 Years	35.50%	44.23%
3 Years	45.33%	45.83%

TOP 10 HOLDINGS	
EQUITY	% to AUM
RELIANCE INDUSTRIES LTD.	4.77
DIVI'S LABORATORIES LTD.	4.49
H D F C BANK LTD.	3.96
HOUSING DEVELOPMENT FINANCE CORPN.	3.82
TATA CONSULTANCY SERVICES LTD.	3.75
Infosys Ltd formerly INFOSYS TECHNOLOGIES	3.72
TECH MAHINDRA LTD	3.54
TATA STEEL LTD.	3.44
I C I C I BANK LTD.	3.30
I T C LTD.	2.31
OTHERS	18.06
Total Equity	55.17

DEBT PORTFOLIO	
GOVT. SECURITIES	% to AUM
7.22%UTTARA KHAND 12.07.2027	17.36
7.32% goi 28.01.2024	10.98
7.22% GOA 12.07.2027	2.74
8.15% MAHARASHTRA SDL 16.04.2030	2.24
8.35% 2022-MAY-14 GOVT OF INDIA	1.75
7.27%GOI08.04.2026	1.09
OTHERS	0.07

CORPORATE BONDS	% to AUM
NTPC BONUS DEBENTURE	0.46
OTHERS	0.00
FIXED Deposit	0.00
Total Debt	36.69
Money Market & Others	8.14
Grand Total	100.00



Modified Duration :	4.17
SECTOR ALLOCATION -EQUITY (AS PER NIC 2008)	
COMP-SOFT	22.63
BANKS	13.16
PHARMA	12.08
OIL&GAS	10.24
FMCG	10.24
METALS&MIN	7.82
FINANCE	6.93
CAPGOODS	4.96
CEMENT	4.07
OTHERS	7.88
Total	100.00



LIFE INSURANCE CORPORATION OF INDIA

Profit Plus Growth

ULIF004230807LICPFTGRW512

AS ON 2/28/2022

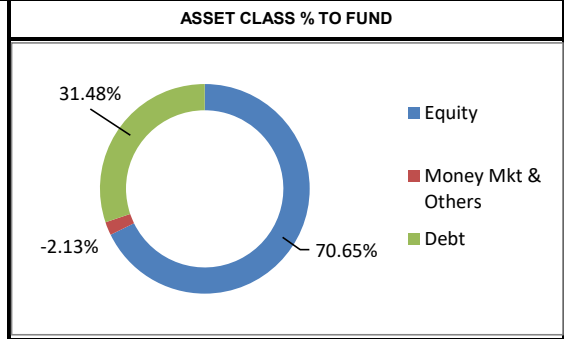
(Amount in Crore)

Inception Date	Thursday, August 23, 2007
NAV	24.7027

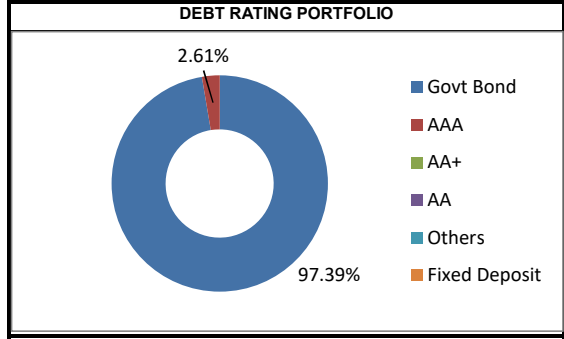
Objective of the Fund:	Long Term Capital Growth
------------------------	--------------------------

AUM		
2181.44		
Equity	Money Market & Others	Debt
1541.21	-46.56	686.79

TOP 10 HOLDINGS	
EQUITY	% to AUM
IT C LTD.	10.93
HINDALCO INDUSTRIES LTD.	5.92
TATA STEEL LTD.	5.58
LARSEN & TOUBRO LTD.	4.94
H D F C BANK LTD.	4.29
HOUSING DEVELOPMENT FINANCE CORPN.	4.25
TATA CONSULTANCY SERVICES LTD.	3.32
SIEMENS LTD.	3.23
Infosys Ltd formerly INFOSYS TECHNOLOGIES	3.07
DECCAN CHRONICLE HOLDINGS LTD.	2.97
OTHERS	22.15
Total Equity	70.65




Asset Allocation	
Equity	40% to 80%
Debt	20% to 40%
Money Market	Not more than 40%



Fund Manager	Ms Yovita S Furtado
FUNDS MANAGED	
Total Funds	13
Bond funds	3
Secured	3
Balanced	3
Growth	4

DEBT PORTFOLIO	
GOVT. SECURITIES	% to AUM
7.27%GOI08.04.2026	11.11
7.32% goi 28.01.2024	8.69
6.10% GOI 12.07.2031	4.37
7.60% PUNJAB SDL 04.06.2029	1.90
8.44% ANDHRA PRADESH 05.12.2033	1.01
8.25% ANDHRA PRADESH SDL 16.01.2034	1.00
8.00% GUJARAT 20.04.2026	0.73
7.22% ARUNACHAL PRADESH 12.07.2027	0.68
8.05% UTTARAKHAND SDL 25032025	0.49
8.20% UTTARPRADESH SDL 24062025	0.34
OTHERS	0.33



BENCHMARK	
INDEX	CRISIL Magnifier
CRISIL Gilt Index	15%
CRISIL AAA Long Term Bond Index	5%
CRISILAA Long Term Bond Index	5%
LX Index	15%
BSE 100 Index	60%

CORPORATE BONDS	
	% to AUM
NTPC BONUS DEBENTURE	0.82
BRITANNIA INDUSTRIES LTD BONUS DEBENTURE	0.00
OTHERS	0.00
FIXED Deposit	0.00
Total Debt	31.48
Money Market & Others	-2.13
Grand Total	100.00

Modified Duration :	5.47
SECTOR ALLOCATION -EQUITY (AS PER NIC 2008)	
FMCG	18.06
METALS&MIN	16.27
CAPGOODS	12.10
COMP-SOFT	10.32
BANKS	7.68
FINANCE	7.57
AUTO&ANCIL	5.77
CEMENT	5.31
PHARMA	3.68
OTHERS	13.23
Total	100.00

PERFORMANCE		
Period	Bench Mark	Returns
1 Month	-2.46%	0.36%
6 Months	-0.82%	-0.01%
1 Year	14.33%	16.11%
2 Years	45.55%	46.54%
3 Years	53.37%	41.03%



LIFE INSURANCE CORPORATION OF INDIA

Market Plus I Bond

ULIF001170608LICMK1BND512

AS ON 2/28/2022

(Amount in Crore)

Inception Date	Tuesday, June 17, 2008	Objective of the Fund:
NAV	29.1292	Low Risk

AUM		
177.95		
Equity	Money Market & Others	Debt
0	10.11	167.84


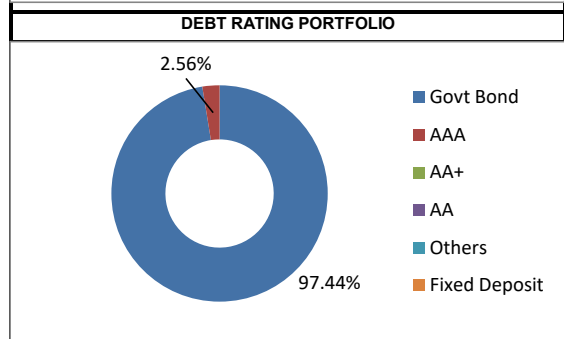
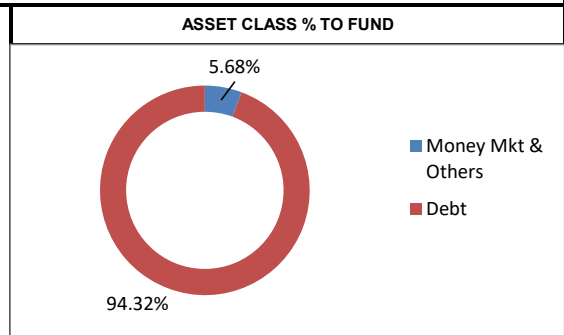
Asset Allocation	
Equity	0
Debt	60% to 100%
Money Market	Not more than 40%

Fund Manager	
Ms A.S. Puthran	
FUNDS MANAGED	
Total Funds	9
Bond funds	2
Secured	2
Balanced	2
Growth	3

BENCHMARK	
INDEX	CRISIL Preservor (with Credit Risk)
CRISIL Gilt Index	40%
CRISIL AAA Long Term Bond Index	25%
CRISILAA Long Term Bond Index	10%
LX Index	25%
BSE 100 Index	0%

PERFORMANCE		
Period	Bench Mark	Returns
1 Month	0.42%	0.48%
6 Months	1.62%	1.55%
1 Year	5.86%	6.39%
2 Years	12.85%	11.75%
3 Years	24.73%	22.52%

TOP 10 HOLDINGS	
DEBT PORTFOLIO	
GOVT. SECURITIES	% to AUM
7.35% GOI 22.06.2024	42.99
7.14% KARNATAKA SDL 24.12.2029	15.88
8.30% GUJRAT SDL 06.02.2029	15.06
8.34% PUNJAB SDL 02.01.2029	12.07
6.10% GOI 12.07.2031	5.36
6.64% GOI 16.06.2035	0.55
OTHERS	0.00
CORPORATE BONDS	% to AUM
8.41% PFC Unsecured Bonds 2025	2.42
OTHERS	0.00
FIXED Deposit	0.01
Total Debt	94.32
Money Market & Others	5.68
Grand Total	100.00



Modified Duration : 4.79



LIFE INSURANCE CORPORATION OF INDIA

Market Plus I Secured

ULIF002170608LICMK1SEC512

AS ON 2/28/2022

(Amount in Crore)

Inception Date	Tuesday, June 17, 2008	Objective of the Fund:
NAV	25.5894	Steady Income

AUM		
35.42		
Equity	Money Market & Others	Debt
16.79	-0.77	19.4

Asset Allocation	
Equity	15% to 55%
Debt	45% to 85%
Money Market	Not more than 40%

Fund Manager	Ms A.S. Puthran
---------------------	-----------------

FUNDS MANAGED	
Total Funds	9
Bond funds	2
Secured	2
Balanced	2
Growth	3

BENCHMARK	
INDEX	CRISIL Builder
CRISIL Gilt Index	30%
CRISIL AAA Long Term Bond Index	10%
CRISIL AA Long Term Bond Index	10%
LX Index	15%
BSE 100 Index	35%


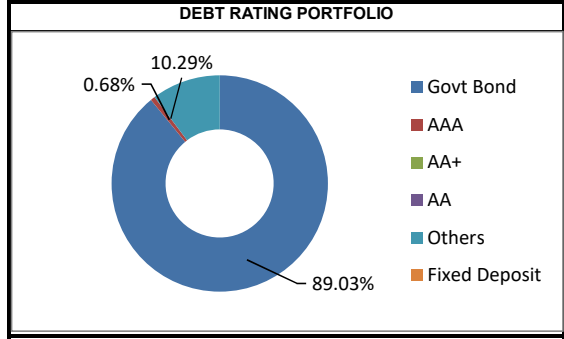
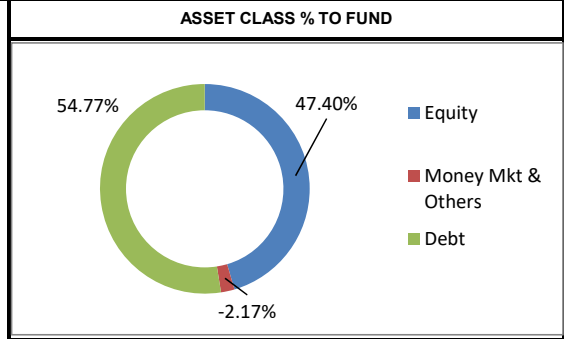
PERFORMANCE		
Period	Bench Mark	Returns
1 Month	-1.46%	0.64%
6 Months	-0.11%	0.76%
1 Year	10.89%	12.56%
2 Years	33.66%	32.99%
3 Years	43.70%	34.79%

TOP 10 HOLDINGS	
EQUITY	% to AUM
H D F C BANK LTD.	3.61
RELIANCE INDUSTRIES LTD.	3.56
TITAN COMPANY LTD.	3.47
MARICO INDUSTRIES LTD.	3.33
HOUSING DEVELOPMENT FINANCE CORPN.	3.33
Infosys Ltd formerly INFOSYS TECHNOLOGIES	3.33
TATA STEEL LTD.	3.22
HINDALCO INDUSTRIES LTD.	3.08
I C I C I BANK LTD.	2.60
HAVELLS LTD	2.57
OTHERS	15.30
Total Equity	47.40

DEBT PORTFOLIO	
GOVT. SECURITIES	% to AUM
8.10% WEST BENGAL 11-03-2025	17.96
6.10% GOI 12.07.2031	13.47
8.33 GOI 09072026	6.13
6.64% GOI 16.06.2035	5.45
8.24% TELANGANA SDL 28.02.2043	3.13
6.22% GOI 16.03.2035	2.63
OTHERS	0.00

CORPORATE BONDS	
% to AUM	
9.85%IL&FS12.03.2022	5.65
NTPC BONUS DEBENTURE	0.37
OTHERS	0.00

OTHERS	0.00
FIXED Deposit	0.00
Total Debt	54.77
Money Market & Others	-2.17
Grand Total	100.00



Modified Duration :	6.74
SECTOR ALLOCATION -EQUITY (AS PER NIC 2008)	
METALS&MIN	17.63
BANKS	15.43
COMP-SOFT	14.95
OIL&GAS	7.50
AUTO&ANCIL	7.39
MISC	7.33
FMCG	7.03
FINANCE	7.03
PHARMA	6.25
OTHERS	9.47
Total	100.00



LIFE INSURANCE CORPORATION OF INDIA

Market Plus I Balanced

ULIF003170608LICMK1BAL512

AS ON 2/28/2022

(Amount in Crore)

Inception Date	Tuesday, June 17, 2008	Objective of the Fund:
NAV	27.2934	Balanced Income & Growth

AUM		
83.1		
Equity	Money Market & Others	Debt
48.65	0.28	34.17

Asset Allocation	
Equity	30% to 70%
Debt	30% to 70%
Money Market	Not more than 40%

Fund Manager	Ms A.S. Puthran
---------------------	-----------------

FUNDS MANAGED	
Total Funds	9
Bond funds	2
Secured	2
Balanced	2
Growth	3

BENCHMARK	
INDEX	CRISIL Creator
CRISIL Gilt Index	20%
CRISIL AAA Long Term Bond Index	10%
CRISIL AA Long Term Bond Index	5%
LX Index	15%
BSE 100 Index	50%


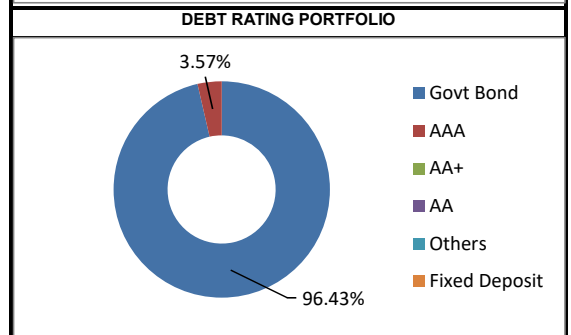
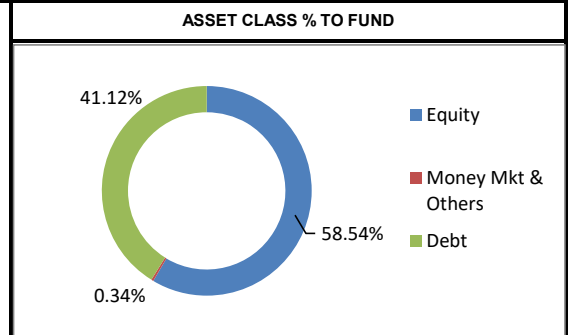
PERFORMANCE		
Period	Bench Mark	Returns
1 Month	-1.52%	-0.68%
6 Months	-0.02%	1.59%
1 Year	11.67%	14.54%
2 Years	35.50%	44.63%
3 Years	45.33%	49.09%

TOP 10 HOLDINGS	
EQUITY	% to AUM
HINDALCO INDUSTRIES LTD.	4.69
Infosys Ltd formerly INFOSYS TECHNOLOGIES	4.36
H D F C BANK LTD.	4.18
MARUTI SUZUKI INDIA LIMITED	3.95
LARSEN & TOUBRO LTD.	3.84
MAHINDRA & MAHINDRA LTD.	3.66
GRASIM INDUSTRIES LTD.	3.18
HOUSING DEVELOPMENT FINANCE CORPN.	2.91
HAVELLS LTD	2.85
BRITANNIA INDUSTRIES LTD.	2.17
OTHERS	22.77
Total Equity	58.54

DEBT PORTFOLIO	
GOVT. SECURITIES	% to AUM
8.10% WEST BENGAL SDL 23.03.2026	12.82
8.17% GUJARAT SDL 24.04.2029	6.41
6.10% GOI 12.07.2031	5.74
8.34% PUNJAB SDL 02.01.2029	3.87
7.20% TAMILNADU SDL 27.11.2031	2.42
6.64% GOI 16.06.2035	2.32
8.24% TELANGANA SDL 28.02.2043	2.01
7.62% WEST BENGAL SDL 29.11.2032	1.87
7.79% KARNATAKA 03.01.2028	1.26
7.48% ODISHA SDL 13.09.2032	0.61
OTHERS	0.31

CORPORATE BONDS	% to AUM
NTPC BONUS DEBENTURE	1.43
BRITANNIA INDUSTRIES LTD BONUS DEBENTURE	0.02
Britannia Industries Bonus NCDs-2019	0.01

OTHERS	0.00
FIXED Deposit	0.00
Total Debt	41.12
Money Market & Others	0.34
Grand Total	100.00



Modified Duration : **7.64**

SECTOR ALLOCATION -EQUITY (AS PER NIC 2008)	
AUTO&ANCIL	17.82
COMP-SOFT	14.22
BANKS	12.52
CAPGOODS	11.43
METALS&MIN	10.11
FMCG	8.32
CEMENT	7.89
FINANCE	4.97
OIL&GAS	4.46
OTHERS	8.24
Total	100.00



LIFE INSURANCE CORPORATION OF INDIA

Market Plus I Growth

ULIF004170608LICMK1GRW512

AS ON 2/28/2022

(Amount in Crore)

Inception Date Tuesday, June 17, 2008

Objective of the Fund:

NAV 31.7833

Long Term Capital Growth

AUM

3856.69

Equity	Money Market & Others	Debt
2882.9	53	920.79

Asset Allocation

Equity	40% to 80%
Debt	20% to 60%
Money Market	Not more than 40%

Fund Manager Ms A.S. Puthran

FUNDS MANAGED

Total Funds	9
Bond funds	2
Secured	2
Balanced	2
Growth	3

BENCHMARK

INDEX	CRISIL Magnifier
CRISIL Gilt Index	15%
CRISIL AAA Long Term Bond Index	5%
CRISIL AA Long Term Bond Index	5%
LX Index	15%
BSE 100 Index	60%

PERFORMANCE

Period	Bench Mark	Returns
1 Month	-2.46%	0.25%
6 Months	-0.82%	4.04%
1 Year	14.33%	19.76%
2 Years	45.55%	51.03%
3 Years	53.37%	44.45%

TOP 10 HOLDINGS

EQUITY	% to AUM
ITC LTD.	19.15
RELIANCE INDUSTRIES LTD.	6.67
NTPC LTD.	5.97
LARSEN & TOUBRO LTD.	5.92
TATA STEEL LTD.	5.24
HINDALCO INDUSTRIES LTD.	2.89
Infosys Ltd formerly INFOSYS TECHNOLOGIES	2.78
ICICI BANK LTD.	2.48
TITAN COMPANY LTD.	2.43
VEDANTA LTD FORMERLY SESA STERLITE L	2.33
OTHERS	18.88
Total Equity	74.75

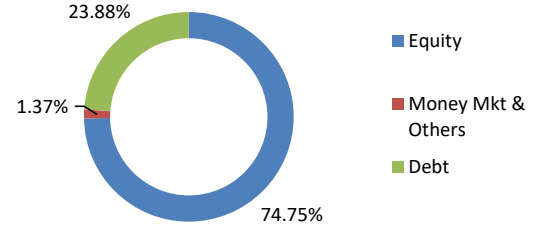
DEBT PORTFOLIO

GOVT. SECURITIES	% to AUM
9.22% WEST BENGAL 23052022	2.62
8.34% PUNJAB SDL 02.01.2029	2.45
8.33 GOI 09072026	1.69
8.00% GUJARAT 20.04.2026	1.52
8.30% GUJRAT SDL 06.02.2029	1.35
7.53% PUDUCHERRY 22.11.2027	1.06
8.24% TELANGANA SDL 09.09.2025	1.06
7.22%UTTARA KHAND 12.07.2027	1.00
6.10% GOI 12.07.2031	0.99
8.15% MAHARASHTRA SDL 16.04.2030	0.83
OTHERS	7.56

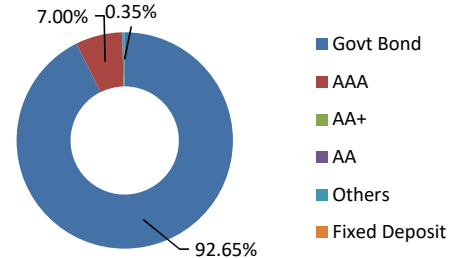
CORPORATE BONDS	% to AUM
NTPC BONUS DEBENTURE	1.67
Shree Renuka sugars	0.08
BRITANNIA INDUSTRIES LTD BONUS DEBEN	0.00

OTHERS	0.00
FIXED Deposit	0.00
Total Debt	23.88
Money Market & Others	1.37
Grand Total	100.00

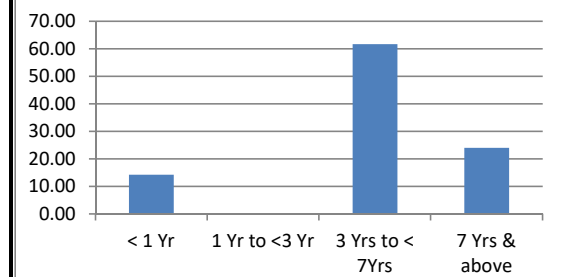
ASSET CLASS % TO FUND



DEBT RATING PORTFOLIO



DEBT MATURITY PROFILE



Modified Duration : 5.49

SECTOR ALLOCATION -EQUITY (AS PER NIC 2008)

FMCG	27.92
METALS&MIN	13.99
POWER	9.96
OIL&GAS	8.93
CAPGOODS	8.56
BANKS	7.93
COMP-SOFT	7.22
MISC	5.80
PHARMA	3.20
OTHERS	6.48
Total	100.00



LIFE INSURANCE CORPORATION OF INDIA

Money Plus I Bond

ULIF001220508LICMY1BND512

AS ON 2/28/2022

(Amount in Crore)

Inception Date Thursday, May 22, 2008

Objective of the Fund:

NAV 34.4775

Low Risk

AUM

9.37

Equity	Money Market & Others	Debt
0	0.6	8.77

Asset Allocation

Equity	0
Debt	60% to 100%
Money Market	Not more than 40%

Fund Manager Sri C M Kule

FUNDs MANAGED

Total Funds	14
Bond funds	4
Secured	3
Balanced	3
Growth	4

BENCHMARK

INDEX	CRISIL Preservor (with Credit Risk)
CRISIL Gilt Index	40%
CRISIL AAA Long Term Bond Index	25%
CRISILAA Long Term Bond Index	10%
LX Index	25%
BSE 100 Index	0%

PERFORMANCE

Period	Bench Mark	Returns
1 Month	0.42%	0.75%
6 Months	1.62%	1.60%
1 Year	5.86%	5.62%
2 Years	12.85%	12.62%
3 Years	24.73%	24.29%

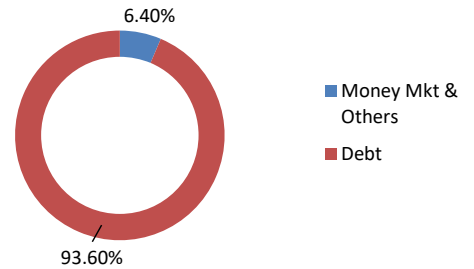
TOP 10 HOLDINGS

DEBT PORTFOLIO

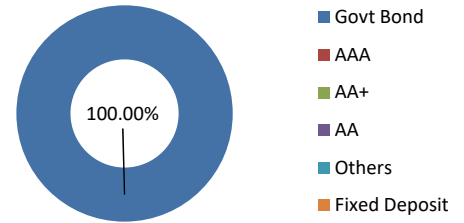
GOVT. SECURITIES	% to AUM
8.15%2022-OCT-16 FOOD BOND	17.50
7.72% PUNJAB 20.12.2027	14.09
7.62% WEST BENGAL SDL 29.11.2032	13.87
8.40% GOI 28-07-2024	12.59
7.53% PUDUCHERRY 22.11.2027	9.50
8.15% GOI 11062022	8.64
6.64% GOI 16.06.2035	7.68
7.34% WEST BENGAL SDL 03.07.2034	5.44
7.60% PUNJAB SDL 04.06.2029	2.77
7.79% KARNATAKA 03.01.2028	1.17
OTHERS	0.32

CORPORATE BONDS	% to AUM
Total Debt	93.60
Money Market & Others	6.40
Grand Total	100.00

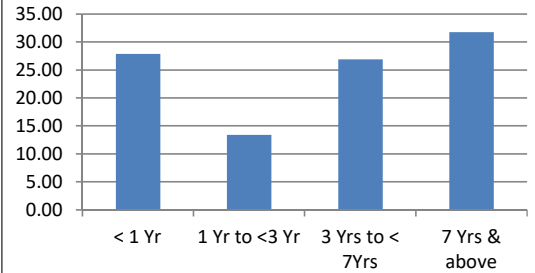
ASSET CLASS % TO FUND



DEBT RATING PORTFOLIO



DEBT MATURITY PROFILE



Modified Duration : 4.81



LIFE INSURANCE CORPORATION OF INDIA

Money Plus I Secured

ULIF002220508LICMY1SEC512

AS ON 2/28/2022

(Amount in Crore)

Inception Date	Thursday, May 22, 2008
NAV	40.1308

Objective of the Fund:	Steady Income
------------------------	---------------

AUM		
5.73		
Equity	Money Market & Others	Debt
2.43	0.2	3.1

Asset Allocation	
Equity	15% to 55%
Debt	45% to 85%
Money Market	Not more than 40%

Fund Manager	Sri C M Kule
---------------------	--------------

FUNDS MANAGED	
Total Funds	14
Bond funds	4
Secured	3
Balanced	3
Growth	4

BENCHMARK	
INDEX	CRISIL Builder
CRISIL Gilt Index	30%
CRISIL AAA Long Term Bond Index	10%
CRISIL AA Long Term Bond Index	10%
LX Index	15%
BSE 100 Index	35%


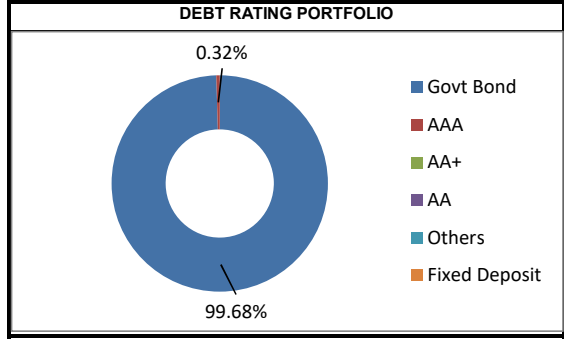
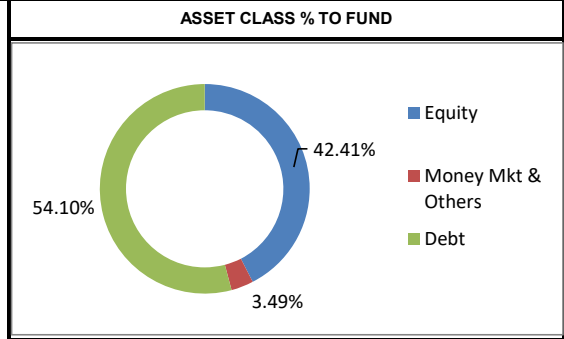
PERFORMANCE		
Period	Bench Mark	Returns
1 Month	-1.46%	-1.40%
6 Months	-0.11%	1.42%
1 Year	10.89%	9.92%
2 Years	33.66%	28.67%
3 Years	43.70%	38.16%

TOP 10 HOLDINGS	
EQUITY	% to AUM
ICICI BANK LTD.	3.84
LARSEN & TOUBRO LTD.	3.49
TATA CONSULTANCY SERVICES LTD.	3.49
STATE BANK OF INDIA	3.32
RELIANCE INDUSTRIES LTD.	3.14
MARUTI SUZUKI INDIA LIMITED	2.97
HOUSING DEVELOPMENT FINANCE CORPN.	2.97
ITC LTD.	2.79
Infosys Ltd formerly INFOSYS TECHNOLOGIES	2.44
A C C LTD.	2.27
OTHERS	11.69
Total Equity	42.41

DEBT PORTFOLIO	
GOVT. SECURITIES	% to AUM
7.48% ODISHA SDL 13.09.2032	19.72
8.15% GOI 11062022	13.26
7.20% TAMILNADU SDL 27.11.2031	7.85
7.34% WEST BENGAL SDL 03.07.2034	7.16
7.22% GOA 12.07.2027	2.09
9.17% UTTAR PRADESH 23052022	1.75
7.69% WEST BENGAL SDL 27/07/2026	1.22
7.58% RAJASTHAN SDL 09.08.2026	0.70

CORPORATE BONDS	
% to AUM	
NTPC BONUS DEBENTURE	0.35

Total Debt	54.10
Money Market & Others	3.49
Grand Total	100.00



Modified Duration :	6.83
SECTOR ALLOCATION -EQUITY (AS PER NIC 2008)	
COMP-SOFT	17.70
BANKS	16.87
AUTO&ANCIL	14.40
FMCG	13.99
CAPGOODS	8.23
CEMENT	7.82
OIL&GAS	7.41
FINANCE	7.00
TRANS&SHIP	3.29
OTHERS	3.29
Total	100.00



LIFE INSURANCE CORPORATION OF INDIA

Money Plus I Balanced

ULIF003220508LICMY1BAL512

AS ON 2/28/2022

(Amount in Crore)

Inception Date	Thursday, May 22, 2008	Objective of the Fund:
NAV	38.8623	Balanced Income & Growth

AUM		
8.06		
Equity	Money Market & Others	Debt
4.52	0.55	2.99

Asset Allocation	
Equity	30% to 70%
Debt	30% to 70%
Money Market	Not more than 40%

Fund Manager	Sri C M Kule
---------------------	--------------

FUNDS MANAGED	
Total Funds	14
Bond funds	4
Secured	3
Balanced	3
Growth	4

BENCHMARK	
INDEX	CRISIL Creator
CRISIL Gilt Index	20%
CRISIL AAA Long Term Bond Index	10%
CRISIL AA Long Term Bond Index	5%
LX Index	15%
BSE 100 Index	50%


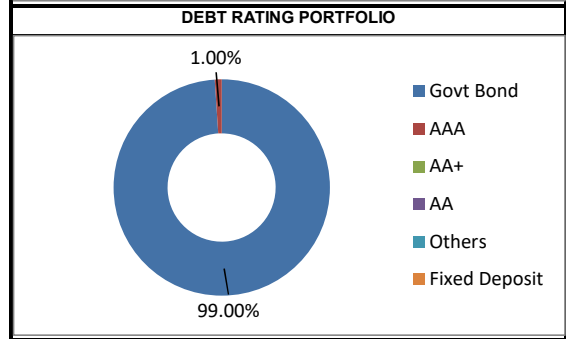
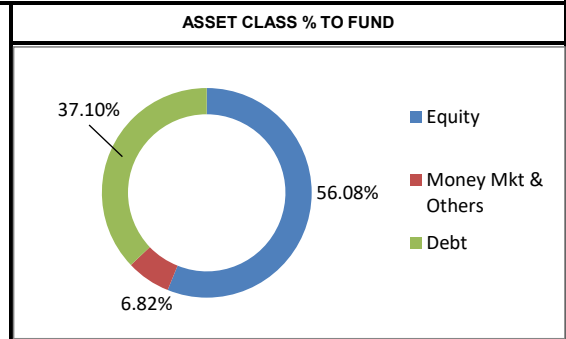
PERFORMANCE		
Period	Bench Mark	Returns
1 Month	-1.52%	-1.35%
6 Months	-0.02%	0.29%
1 Year	11.67%	12.07%
2 Years	35.50%	45.15%
3 Years	45.33%	52.99%

TOP 10 HOLDINGS	
EQUITY	% to AUM
Bajaj Finance Limited	4.84
TITAN COMPANY LTD.	4.71
STATE BANK OF INDIA	4.47
RELIANCE INDUSTRIES LTD.	4.47
TATA CONSULTANCY SERVICES LTD.	4.09
I C I C I BANK LTD.	3.97
LARSEN & TOUBRO LTD.	3.60
H D F C BANK LTD.	3.23
HOUSING DEVELOPMENT FINANCE CORPN.	2.98
KOTAK MAHINDRA BANK LTD.	2.73
OTHERS	17.00
Total Equity	56.08

DEBT PORTFOLIO	
GOVT. SECURITIES	% to AUM
8.15% GOI 11062022	12.53
7.48% ODISHA SDL 13.09.2032	6.95
7.20% TAMILNADU SDL 27.11.2031	6.82
7.34% WEST BENGAL SDL 03.07.2034	5.71
6.22% GOI 16.03.2035	4.59
OTHERS	0.12

CORPORATE BONDS	
% to AUM	
NTPC BONUS DEBENTURE	0.37

Total Debt	37.10
Money Market & Others	6.82
Grand Total	100.00



Modified Duration : **6.58**

SECTOR ALLOCATION -EQUITY (AS PER NIC 2008)	
BANKS	25.66
FINANCE	13.94
COMP-SOFT	11.50
OIL&GAS	9.96
MISC	8.41
FMCG	7.52
CAPGOODS	6.42
AUTO&ANCIL	4.42
PHARMA	4.42
OTHERS	7.74
Total	100.00



LIFE INSURANCE CORPORATION OF INDIA

Money Plus I Growth

ULIF004220508LICMY1GRW512

AS ON 2/28/2022

(Amount in Crore)

Inception Date

Thursday, May 22, 2008

Objective of the Fund:

NAV

37.7183

Long Term Capital Growth

AUM

348.53

Equity

Money Market & Others

Debt

233.6

4.83

110.1

Asset Allocation

Equity

40% to 80%

Debt

20% to 60%

Money Market

Not more than 40%

Fund Manager

Sri C M Kule

FUNDS MANAGED

Total Funds

14

Bond funds

4

Secured

3

Balanced

3

Growth

4

BENCHMARK

INDEX

CRISIL Magnifier

CRISIL Gilt Index

15%

CRISIL AAA Long Term Bond Index

5%

CRISIL AA Long Term Bond Index

5%

LX Index

15%

BSE 100 Index

60%

PERFORMANCE

Period

Bench Mark

Returns

1 Month

-2.46%

-1.67%

6 Months

-0.82%

-0.53%

1 Year

14.33%

13.43%

2 Years

45.55%

41.43%

3 Years

53.37%

48.04%

TOP 10 HOLDINGS

EQUITY

% to AUM

LARSEN & TOUBRO LTD.

5.58

ICICI BANK LTD.

5.18

TATA CONSULTANCY SERVICES LTD.

5.14

HDFC BANK LTD.

4.69

TATA STEEL LTD.

4.63

RELIANCE INDUSTRIES LTD.

4.49

BAJAJ AUTO LTD

3.94

MARUTI SUZUKI INDIA LIMITED

3.74

GRASIM INDUSTRIES LTD.

3.72

ITC LTD.

3.28

OTHERS

22.64

Total Equity

67.02

DEBT PORTFOLIO

GOVT. SECURITIES

% to AUM

7.22%UTTARA KHAND 12.07.2027

7.84

8.10% WEST BENGAL SDL 23.03.2026

7.48

7.53% PUDUCHERRY 22.11.2027

3.05

8.15% GOI 11062022

2.03

8.00% GUJARAT 20.04.2026

1.68

7.22% RAJASTHAN SDL 26.07.2032

1.44

6.64% GOI 16.06.2035

1.39

7.18% JAMMU&KASHMIR 28.09.2026

0.59

7.48% ODISHA SDL 13.09.2032

0.44

7.14% KARNATAKA SDL 24.12.2029

0.35

OTHERS

0.64

CORPORATE BONDS

% to AUM

NTPC BONUS DEBENTURE

3.62

10.34%2024 JSW STEEL LTD

1.02

Shree Renuka sugars

0.01

Total Debt

31.59

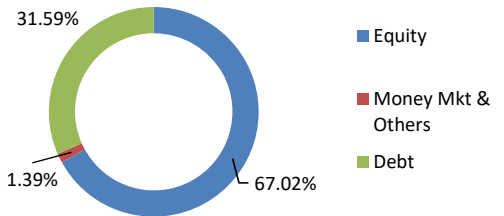
Money Market & Others

1.39

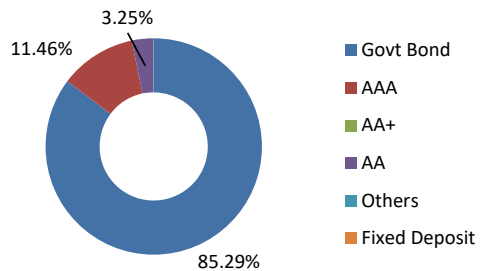
Grand Total

100.00

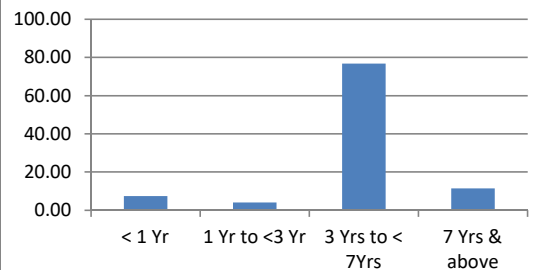
ASSET CLASS % TO FUND



DEBT RATING PORTFOLIO



DEBT MATURITY PROFILE



Modified Duration :

5.08

SECTOR ALLOCATION -EQUITY (AS PER NIC 2008)

Table with 2 columns: Sector, Allocation. Rows include BANKS, AUTO&ANCIL, COMP-SOFT, METALS&MIN, CAPGOODS, OIL&GAS, FMCG, FINANCE, PHARMA, OTHERS, Total.



LIFE INSURANCE CORPORATION OF INDIA

ChildFortune Plus Growth

ULIF004011108LICCHFGRW512

AS ON 2/28/2022

(Amount in Crore)

Inception Date Saturday, November 1, 2008

Objective of the Fund:

NAV 48.3365

Long Term Capital Growth

AUM		
352.92		
Equity	Money Market & Others	Debt
244.85	2	106.07

Asset Allocation	
Equity	40% to 80%
Debt	20% to 60%
Money Market	Not more than 40%

Fund Manager Sri C M Kule

FUNDS MANAGED	
Total Funds	14
Bond funds	4
Secured	3
Balanced	3
Growth	4

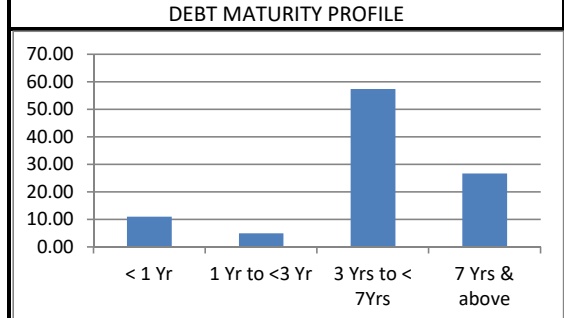
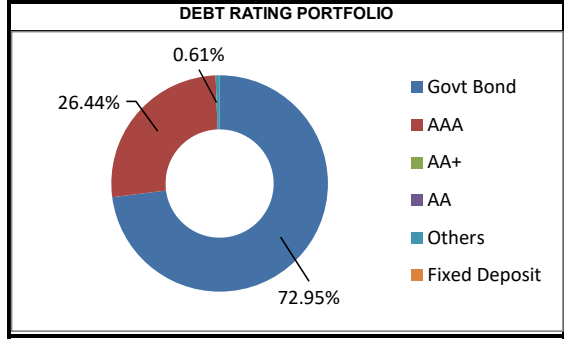
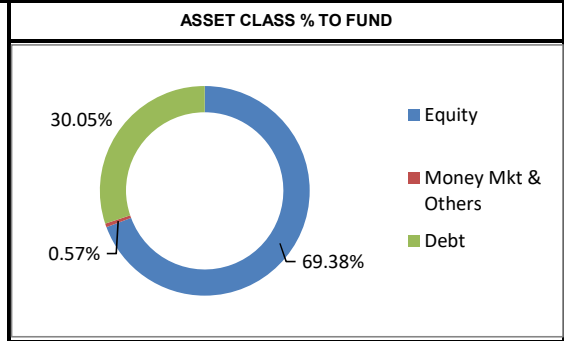
BENCHMARK	
INDEX	CRISIL Magnifier
CRISIL Gilt Index	15%
CRISIL AAA Long Term Bond Index	5%
CRISIL AA Long Term Bond Index	5%
LX Index	15%
BSE 100 Index	60%

PERFORMANCE		
Period	Bench Mark	Returns
1 Month	-2.46%	-1.16%
6 Months	-0.82%	0.37%
1 Year	14.33%	13.77%
2 Years	45.55%	44.51%
3 Years	53.37%	48.86%

TOP 10 HOLDINGS	
EQUITY	% to AUM
RELIANCE INDUSTRIES LTD.	5.75
LARSEN & TOUBRO LTD.	5.53
H D F C BANK LTD.	4.83
TATA CONSULTANCY SERVICES LTD.	4.82
HINDALCO INDUSTRIES LTD.	4.60
MARUTI SUZUKI INDIA LIMITED	4.59
H C L TECHNOLOGIES LTD.	4.44
I C I C I BANK LTD.	3.22
HOUSING DEVELOPMENT FINANCE CORPN.	3.20
DIVI'S LABORATORIES LTD.	3.05
OTHERS	25.36
Total Equity	69.38

DEBT PORTFOLIO	
GOVT. SECURITIES	% to AUM
9.17% UTTAR PRADESH 23052022	2.86
7.22% RAJASTHAN SDL 26.07.2032	2.85
8.17% BIHAR SDL 23.09.2025	2.13
7.27%GOI08.04.2026	1.80
8.24% TELANGANA SDL 28.02.2043	1.58
8.24% 2027-FEB-15 GOVT OF INDIA	1.53
7.68% GOI 15/12/2023	1.48
6.64% GOI 16.06.2035	1.37
8.34% PUNJAB SDL 02.01.2029	0.97
8.73% KARNATAKA SDL 24.10.2033	0.96
OTHERS	4.38
CORPORATE BONDS	% to AUM
8.41% PFC Unsecured Bonds 2025	7.93
Shree Renuka sugars	0.18
NTPC BONUS DEBENTURE	0.01

Total Debt	30.05
Money Market & Others	0.57
Grand Total	100.00



Modified Duration : **5.64**

SECTOR ALLOCATION -EQUITY (AS PER NIC 2008)	
BANKS	17.03
COMP-SOFT	16.47
PHARMA	12.00
OIL&GAS	11.23
CAPGOODS	10.86
METALS&MIN	10.61
AUTO&ANCIL	7.44
FINANCE	5.20
MISC	4.30
OTHERS	4.86
Total	100.00



LIFE INSURANCE CORPORATION OF INDIA

Health plus fund

ULIF001040208LICHLTFND512

AS ON 2/28/2022

(Amount in Crore)

Inception Date	Monday, February 4, 2008	Objective of the Fund:
NAV	30.57	Income & Growth

AUM		
1039.37		
Equity	Money Market & Others	Debt
446.35	16.25	576.77

Asset Allocation	
Equity	10% to 50%
Debt	50% to 90%
Money Market	Not more than 40%

Fund Manager	Ms Yovita S Furtado
--------------	---------------------

FUNDS MANAGED	
Total Funds	13
Bond funds	3
Secured	3
Balanced	3
Growth	4

BENCHMARK	
INDEX	Protector (Balanced)
CRISIL Gilt Index	20%
CRISIL AAA Long Term Bond Index	15%
CRISILAA Long Term Bond Index	10%
LX Index	15%
BSE 100 Index	40%


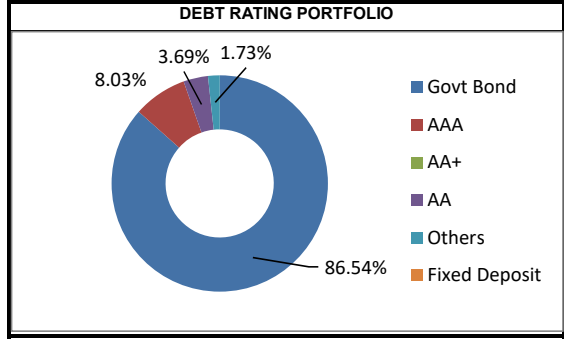
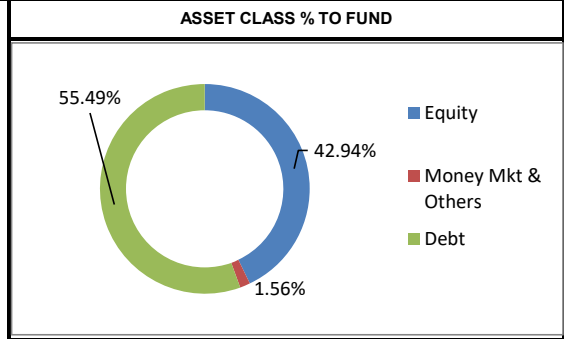
PERFORMANCE		
Period	Bench Mark	Returns
1 Month	-1.23%	-0.83%
6 Months	-0.27%	0.04%
1 Year	9.63%	10.92%
2 Years	29.43%	29.46%
3 Years	39.99%	37.92%

TOP 10 HOLDINGS	
EQUITY	% to AUM
Infosys Ltd formerly INFOSYS TECHNOLOGIES	3.42
ICICI BANK LTD.	3.36
TATA CONSULTANCY SERVICES LTD.	3.28
RELIANCE INDUSTRIES LTD.	3.17
TATA STEEL LTD.	3.17
LARSEN & TOUBRO LTD.	3.02
ITC LTD.	2.74
HOUSING DEVELOPMENT FINANCE CORPN.	2.73
HDFC BANK LTD.	2.53
STATE BANK OF INDIA	2.00
OTHERS	13.51
Total Equity	42.94

DEBT PORTFOLIO	
GOVT. SECURITIES	% to AUM
8.24% 2027-FEB-15 GOVT OF INDIA	7.28
7.18% MAHARASHTRA 28.06.2032	4.35
8.10% WEST BENGAL SDL 23.03.2026	4.10
8.00% GUJARAT 20.04.2026	3.74
7.14% KARNATAKA SDL 24.12.2029	2.92
7.62%GOI15.09.2039	2.54
7.16% GOI 20052023	2.38
7.72% GOI 25/05/2025	2.04
7.69% WEST BENGAL SDL 27/07/2026	2.03
8.15% GOI 11062022	1.95
OTHERS	14.70

CORPORATE BONDS	
	% to AUM
9.45% PFC 01.09.2026	2.83
10.34%2024 JSW STEEL LTD	2.05
HDFC BANK 9.45 2027	0.99
9.85%IL&FS12.03.2022	0.96
8.20% LICHFL NOV 2025 NDCs	0.52
8.82% REC 2023-APRIL-12	0.10
NTPC BONUS DEBENTURE	0.03
OTHERS	0.00

FIXED Deposit	0.00
Total Debt	55.49
Money Market & Others	1.56
Grand Total	100.00



Modified Duration :	5.67
SECTOR ALLOCATION -EQUITY (AS PER NIC 2008)	
BANKS	21.57
COMP-SOFT	20.77
METALS&MIN	10.30
FMCG	9.45
OIL&GAS	8.62
FINANCE	7.53
CAPGOODS	7.22
AUTO&ANCIL	6.62
CEMENT	3.96
OTHERS	3.97
Total	100.00



LIFE INSURANCE CORPORATION OF INDIA

Health protection plus fund

ULIF001290409LICHPRFND512

AS ON 2/28/2022

(Amount in Crore)

Inception Date	Wednesday, April 29, 2009	Objective of the Fund:
NAV	27.3142	Income & Growth

AUM		
709.13		
Equity	Money Market & Others	Debt
219.14	11.53	478.46

Asset Allocation	
Equity	10% to 50%
Debt	50% to 90%
Money Market	Not more than 40%

Fund Manager	Ms A.S. Puthran
---------------------	-----------------

FUNDs MANAGED	
Total Funds	9
Bond funds	2
Secured	2
Balanced	2
Growth	3


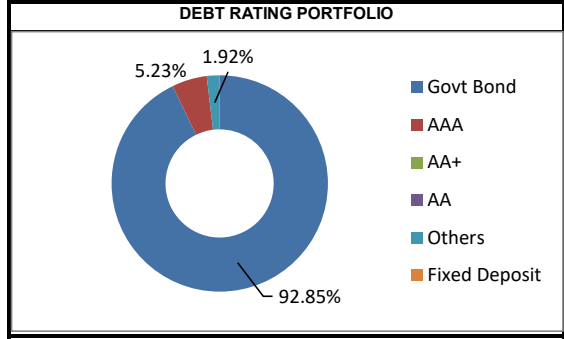
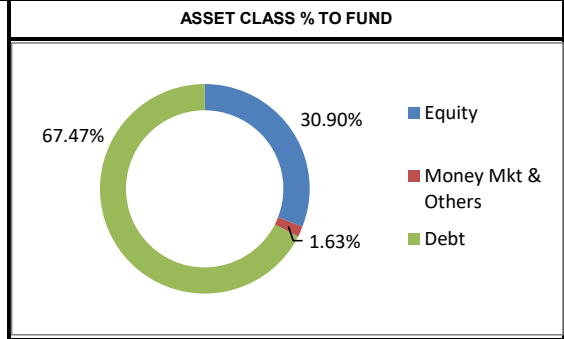
BENCHMARK	
INDEX	Protector (Balanced)
CRISIL Gilt Index	20%
CRISIL AAA Long Term Bond Index	15%
CRISILAA Long Term Bond Index	10%
LX Index	15%
BSE 100 Index	40%

PERFORMANCE		
Period	Bench Mark	Returns
1 Month	-1.23%	-0.69%
6 Months	-0.27%	0.41%
1 Year	9.63%	7.94%
2 Years	29.43%	21.09%
3 Years	39.99%	28.81%

TOP 10 HOLDINGS	
EQUITY	% to AUM
RELIANCE INDUSTRIES LTD.	2.69
H D F C BANK LTD.	2.52
TATA CONSULTANCY SERVICES LTD.	2.48
HOUSING DEVELOPMENT FINANCE CORPN.	2.39
MARUTI SUZUKI INDIA LIMITED	2.24
LARSEN & TOUBRO LTD.	2.23
Infosys Ltd formerly INFOSYS TECHNOLOGIES	2.21
I T C LTD.	1.16
H C L TECHNOLOGIES LTD.	1.08
I C I C BANK LTD.	0.71
OTHERS	11.20
Total Equity	30.90

DEBT PORTFOLIO	
GOVT. SECURITIES	% to AUM
7.14% KARNATAKA SDL 24.12.2029	7.18
7.18% MAHARASHTRA 28.06.2032	7.08
8.24% 2027-FEB-15 GOVT OF INDIA	4.12
8.74% UTTARAKHAND SDL 12.09.2028	3.12
8.10% WEST BENGAL SDL 23.03.2026	3.00
8.02% TELANGANA 25.05.2026	3.00
8.15% GOI 11062022	2.85
8.30% GUJRAT SDL 06.02.2029	2.58
8.34% PUNJAB SDL 02.01.2029	2.42
8.00% GUJARAT 20.04.2026	2.29
OTHERS	25.03

CORPORATE BONDS	% to AUM
8.45% Axis Bank 2025 Basel III Tier II Bonds	1.52
9.85%IL&FS12.03.2022	1.27
HDFC BANK 9.45 2027	0.80
8.20% LICHFL NOV 2025 NDCs	0.76
9% L&T Infra Finance Ltd 2023 merged with L&T	0.29
8.82% REC 2023-APRIL-12	0.15
NTPC BONUS DEBENTURE	0.01
OTHERS	0.00
FIXED Deposit	0.00
Total Debt	67.47
Money Market & Others	1.63
Grand Total	100.00



Modified Duration :	6.28
SECTOR ALLOCATION -EQUITY (AS PER NIC 2008)	
COMP-SOFT	22.02
BANKS	15.78
AUTO&ANCIL	11.99
OIL&GAS	11.32
CAPGOODS	8.99
FINANCE	8.23
CEMENT	5.56
FMCG	4.91
METALS&MIN	3.98
OTHERS	7.22
Total	100.00



LIFE INSURANCE CORPORATION OF INDIA

Flexi Plus Debt

ULIF001180912LICFLXDBT512

AS ON 2/28/2022

(Amount in Crore)

Inception Date Wednesday, January 2, 2013

Objective of the Fund:

NAV 20.8404

Low Risk

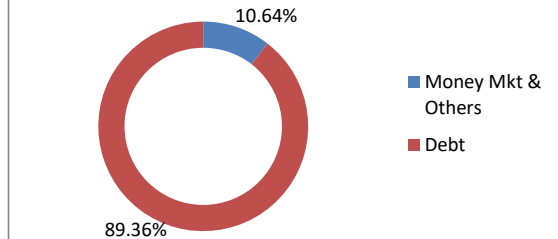
AUM

TOP 10 HOLDINGS

ASSET CLASS % TO FUND

7.04		
Equity	Money Market & Others	Debt
0	0.74	6.3

DEBT PORTFOLIO

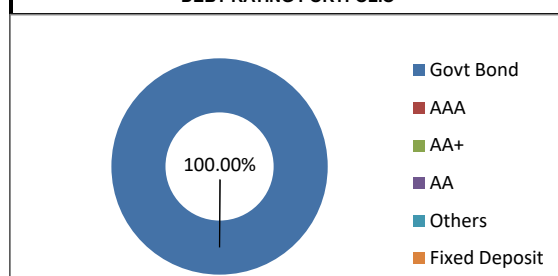


Asset Allocation

GOVT. SECURITIES

	% to AUM
7.89% HARYANA 15.03.2027	14.35
7.22% RAJASTHAN SDL 26.07.2032	10.80
7.62%GOI15.09.2039	5.97
8.10% WEST BENGAL SDL 23.03.2026	4.83
7.40% MADHYA PRADESH 09.11.2026	4.40
7.48% ODISHA SDL 13.09.2032	4.40
6.10% GOI 12.07.2031	4.12
7.79% KARNATAKA 03.01.2028	3.69
9.08%ANDHRA PRADESH SDL 10092024	1.56
9.66 UTTAR PRADESH SDL 10042024	1.56
OTHERS	33.68

DEBT RATING PORTFOLIO



Fund Manager Sri Nitin Gorhe

FUNDs MANAGED

Total Funds	14
Bond funds	4
Secured	3
Balanced	3
Growth	4

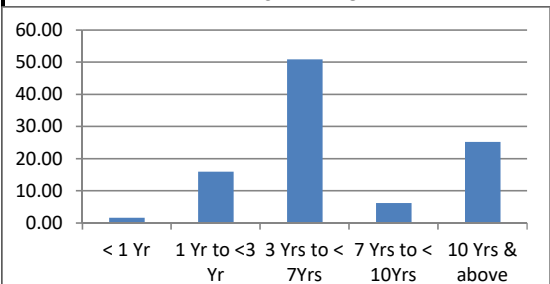
BENCHMARK

INDEX	CRISIL Preservor (with Credit Risk)
CRISIL Gilt Index	40%
CRISIL AAA Long Term Bond Index	25%
CRISILAA Long Term Bond Index	10%
LX Index	25%
BSE 100 Index	0%

CORPORATE BONDS

	% to AUM
OTHERS	0.00
FIXED Deposit	0.00
Total Debt	89.36
Money Market & Others	10.64
Grand Total	100.00

DEBT MATURITY PROFILE



Modified Duration : 6.55

PERFORMANCE

Period	Bench Mark	Returns
1 Month	0.42%	0.61%
6 Months	1.62%	1.57%
1 Year	5.86%	5.80%
2 Years	12.85%	12.46%
3 Years	24.73%	26.34%



LIFE INSURANCE CORPORATION OF INDIA

Flexi Plus Mixed

ULIF002180912LICFLXMIX512

AS ON 2/28/2022

(Amount in Crore)

Inception Date	Wednesday, January 2, 2013	Objective of the Fund:
NAV	21.8877	Steady Income

AUM		
9.75		
Equity	Money Market & Others	Debt
2.23	1.2	6.32

Asset Allocation	
Equity	15% to 25%
Debt	45% to 100%
Money Market	Not more than 40%

Fund Manager	Sri Nitin Gorhe
---------------------	-----------------

FUNDS MANAGED	
Total Funds	14
Bond funds	4
Secured	3
Balanced	3
Growth	4

BENCHMARK	
INDEX	CRISIL Protector (with Credit Risk)
CRISIL Gilt Index	40%
CRISIL AAA Long Term Bond Index	20%
CRISIL AA Long Term Bond Index	15%
LX Index	10%
BSE 100 Index	15%

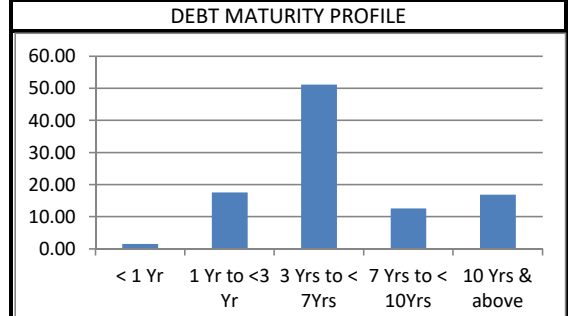
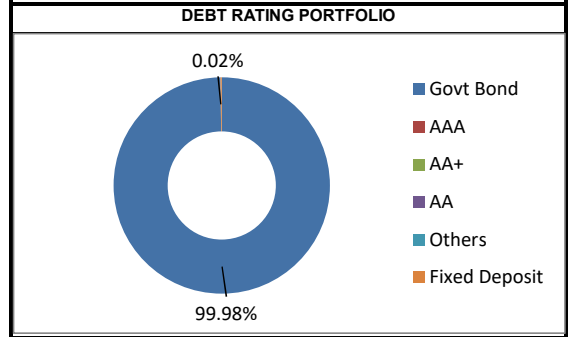
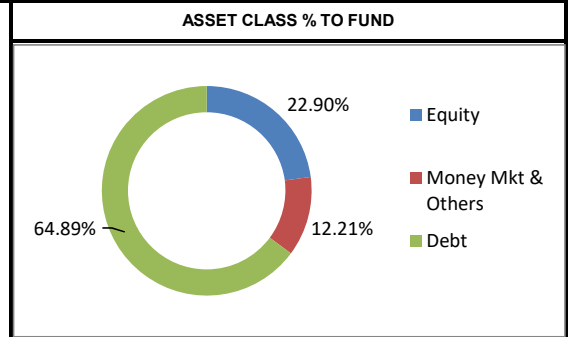
PERFORMANCE		
Period	Bench Mark	Returns
1 Month	0.05%	-0.60%
6 Months	0.52%	0.52%
1 Year	4.86%	7.77%
2 Years	13.29%	22.75%
3 Years	24.56%	32.84%

TOP 10 HOLDINGS	
EQUITY	% to AUM
STATE BANK OF INDIA	1.64
ICICI BANK LTD.	1.64
Infosys Ltd formerly INFOSYS TECHNOLOGIES	1.44
RELIANCE INDUSTRIES LTD.	1.33
ASIAN PAINTS LTD.	1.33
TATA CONSULTANCY SERVICES LTD.	1.23
H D F C BANK LTD.	1.13
CIPLA LTD.	0.92
GRASIM INDUSTRIES LTD.	0.92
HINDUSTAN UNILEVER LTD.	0.92
OTHERS	10.39
Total Equity	22.90

DEBT PORTFOLIO	
GOVT. SECURITIES	% to AUM
7.89% HARYANA 15.03.2027	10.36
7.22% RAJASTHAN SDL 26.07.2032	7.79
6.10% GOI 12.07.2031	4.92
8.10% WEST BENGAL SDL 23.03.2026	4.41
7.62% GOI 15.09.2039	3.28
8.15% MAHARASHTRA SDL 16.04.2030	2.15
8.08% UTTAR PRADESH SDL 11022025	2.15
7.79% KARNATAKA 03.01.2028	2.15
7.40% MADHYA PRADESH 09.11.2026	2.15
9.08% ANDHRA PRADESH SDL 10092024	1.13
OTHERS	24.48

CORPORATE BONDS	% to AUM
NTPC BONUS DEBENTURE	0.00
Britannia Industries Bonus NCDs-2019	0.00
BRITANNIA INDUSTRIES LTD BONUS DEBEN	0.00

OTHERS	0.00
FIXED Deposit	-0.10
Total Debt	64.89
Money Market & Others	12.21
Grand Total	100.00



Modified Duration : **6.30**

SECTOR ALLOCATION -EQUITY (AS PER NIC 2008)	
BANKS	19.73
COMP-SOFT	15.25
FMCG	12.11
PHARMA	9.87
CEMENT	8.52
OIL&GAS	7.17
AUTO&ANCIL	6.28
FINANCE	5.83
FERTI	5.83
OTHERS	9.42
Total	100.00



LIFE INSURANCE CORPORATION OF INDIA

Endowment Plus Bond

ULIF001200910LICENDBND512

AS ON 2/28/2022

(Amount in Crore)

Inception Date	Monday, September 20, 2010	Objective of the Fund:
NAV	24.8035	Low Risk

AUM		
122.35		
Equity	Money Market & Others	Debt
0	8.15	114.2

Asset Allocation	
Equity	0
Debt	60% to 100%
Money Market	Not more than 40%


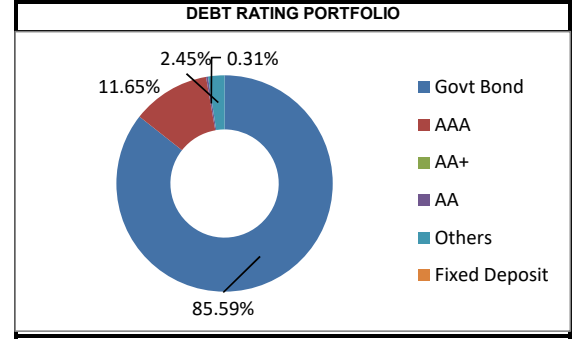
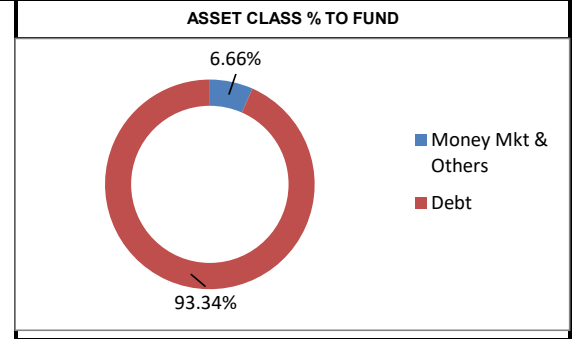
Fund Manager	Sri Nitin Gorhe
--------------	-----------------

FUNDS MANAGED	
Total Funds	14
Bond funds	4
Secured	3
Balanced	3
Growth	4

BENCHMARK	
INDEX	CRISIL Preservor (with Credit Risk)
CRISIL Gilt Index	40%
CRISIL AAA Long Term Bond Index	25%
CRISIL AA Long Term Bond Index	10%
LX Index	25%
BSE 100 Index	0%

PERFORMANCE		
Period	Bench Mark	Returns
1 Month	0.42%	0.47%
6 Months	1.62%	1.63%
1 Year	5.86%	6.44%
2 Years	12.85%	12.26%
3 Years	24.73%	25.40%

TOP 10 HOLDINGS		
DEBT PORTFOLIO		
GOVT. SECURITIES		% to AUM
6.10% GOI 12.07.2031		15.59
7.98% Uttarpradesh 11.04.2028		14.78
8.24% TELANGANA SDL 09.09.2025		11.05
8.10% WEST BENGAL SDL 23.03.2026		8.92
8.45% PUNJAB SDL 06.03.2031		7.12
7.22% RAJASTHAN SDL 26.07.2032		6.67
7.62% WEST BENGAL SDL 29.11.2032		3.39
8.35% 2022-MAY-14 GOVT OF INDIA		2.48
8.17% GUJARAT SDL 24.04.2029		2.18
7.53% PUDUCHERRY 22.11.2027		2.14
OTHERS		5.57
CORPORATE BONDS		% to AUM
8.48% PFC 2024-DECEMBER-09		4.83
8.20% LICHFL NOV 2025 NDCs		3.51
9% L&T Infra Finance Ltd 2023 merged with L&T		2.53
9.85% IL&FS 12.03.2022		1.23
Shree Renuka sugars		1.06
10.34% 2024 JSW STEEL LTD		0.29
OTHERS		-0.01
FIXED Deposit		0.00
Total Debt		93.34
Money Market & Others		6.66
Grand Total		100.00



Modified Duration : 6.33



LIFE INSURANCE CORPORATION OF INDIA

Endowment Plus Secured

ULIF002200910LICENDSEC512

AS ON 2/28/2022

(Amount in Crore)

Inception Date	Monday, September 20, 2010	Objective of the Fund:
NAV	24.7973	Steady Income

AUM		
33.15		
Equity	Money Market & Others	Debt
15.45	2.12	15.58

Asset Allocation	
Equity	15% to 55%
Debt	45% to 85%
Money Market	Not more than 40%

Fund Manager	Sri Nitin Gorhe
---------------------	-----------------

FUNDS MANAGED	
Total Funds	14
Bond funds	4
Secured	3
Balanced	3
Growth	4

BENCHMARK	
INDEX	CRISIL Builder
CRISIL Gilt Index	30%
CRISIL AAA Long Term Bond Index	10%
CRISIL AA Long Term Bond Index	10%
LX Index	15%
BSE 100 Index	35%

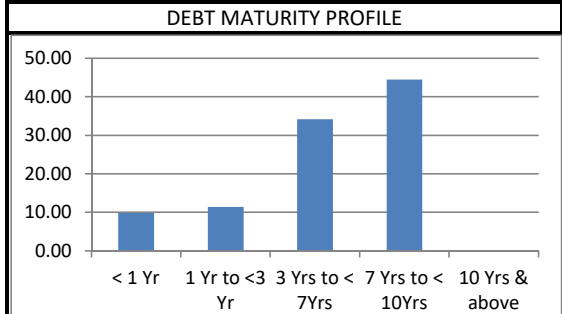
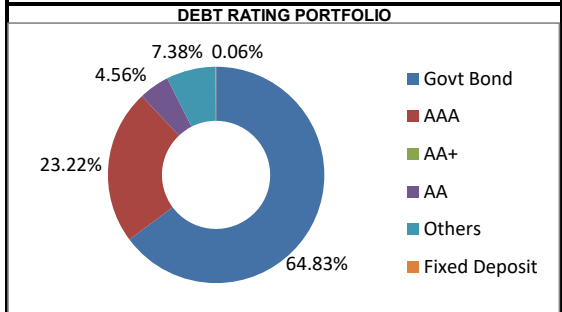
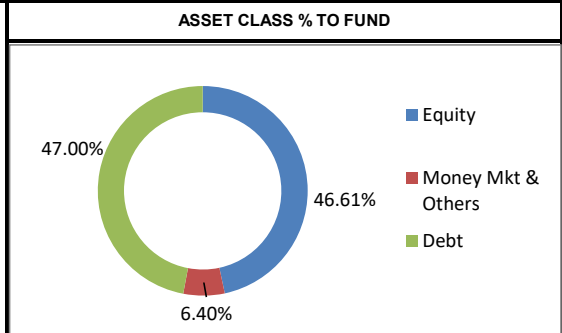
PERFORMANCE		
Period	Bench Mark	Returns
1 Month	-1.46%	-1.41%
6 Months	-0.11%	-1.81%
1 Year	10.89%	11.89%
2 Years	33.66%	34.38%
3 Years	43.70%	40.05%

TOP 10 HOLDINGS	
EQUITY	% to AUM
RELIANCE INDUSTRIES LTD.	4.01
BAJAJ AUTO LTD	3.74
TATA CONSULTANCY SERVICES LTD.	3.68
TATA STEEL LTD.	3.65
ULTRATECH CEMENT LTD.	3.08
HOUSING DEVELOPMENT FINANCE CORPN.	2.99
Infosys Ltd formerly INFOSYS TECHNOLOGIES	2.96
A C C LTD.	2.90
I C I C I BANK LTD.	2.90
WIPRO LTD.	2.75
OTHERS	13.97
Total Equity	46.61

DEBT PORTFOLIO	
GOVT. SECURITIES	% to AUM
8.17% GUJARAT SDL 24.04.2029	20.90
7.53% PUDUCHERRY 22.11.2027	6.33
8.24% TELANGANA SDL 09.09.2025	3.23
Z73	0.00
RENUKA SUGAR -PENDING ALLOTMENT OF	0.00
OTHERS	0.00

CORPORATE BONDS	% to AUM
HDFC BANK 9.45 2027	3.44
8.48% PFC 2024-DECEMBER-09	3.23
9% L&T Infra Finance Ltd 2023 merged with L&T	3.11
10.34% 2024 JSW STEEL LTD	2.14
Shree Renuka sugars	1.96
9.85% IL&FS 12.03.2022	1.51
9.45% PFC 01.09.2026	1.03
NTPC BONUS DEBENTURE	0.09
OTHERS	0.00
FIXED Deposit	0.03

Total Debt	47.00
Money Market & Others	6.40
Grand Total	100.00



Modified Duration : **6.39**

SECTOR ALLOCATION -EQUITY (AS PER NIC 2008)	
COMP-SOFT	25.50
AUTO&ANCIL	14.95
CEMENT	12.82
BANKS	12.10
OIL&GAS	10.87
METALS&MIN	7.83
FINANCE	6.41
CAPGOODS	5.18
FMCG	3.11
OTHERS	1.23
Total	100.00



LIFE INSURANCE CORPORATION OF INDIA

Endowment Plus Balanced

ULIF003200910LICENDBAL512

AS ON 2/28/2022

(Amount in Crore)

Inception Date	Monday, September 20, 2010	Objective of the Fund:
NAV	25.5531	Balanced Income & Growth

AUM		
62.38		
Equity	Money Market & Others	Debt
37.79	2.98	21.61

Asset Allocation	
Equity	30% to 70%
Debt	30% to 70%
Money Market	Not more than 40%

Fund Manager	Sri Nitin Gorhe
--------------	-----------------

FUNDS MANAGED	
Total Funds	14
Bond funds	4
Secured	3
Balanced	3
Growth	4

BENCHMARK	
INDEX	CRISIL Creator
CRISIL Gilt Index	20%
CRISIL AAA Long Term Bond Index	10%
CRISILAA Long Term Bond Index	5%
LX Index	15%
BSE 100 Index	50%


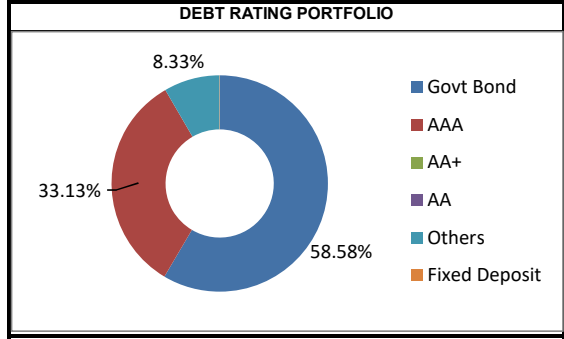
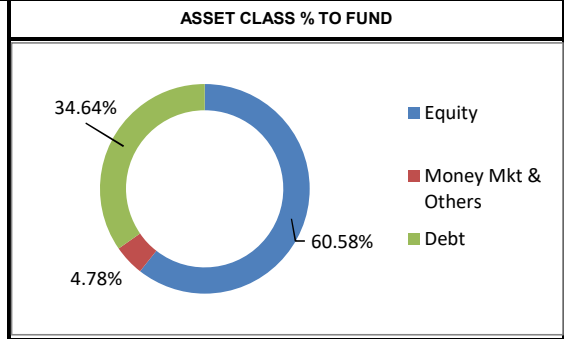
PERFORMANCE		
Period	Bench Mark	Returns
1 Month	-1.52%	-1.68%
6 Months	-0.02%	-1.19%
1 Year	11.67%	12.13%
2 Years	35.50%	35.85%
3 Years	45.33%	39.52%

TOP 10 HOLDINGS	
EQUITY	% to AUM
RELIANCE INDUSTRIES LTD.	5.18
TATA CONSULTANCY SERVICES LTD.	4.58
TATA STEEL LTD.	4.52
ICICI BANK LTD.	4.42
Infosys Ltd formerly INFOSYS TECHNOLOGIES	4.30
HOUSING DEVELOPMENT FINANCE CORPN.	4.20
MARUTI SUZUKI INDIA LIMITED	4.20
LARSEN & TOUBRO LTD.	3.62
HCL TECHNOLOGIES LTD.	3.59
AXIS BANK LTD.(FORLY.UTI BANK)	3.57
OTHERS	18.39
Total Equity	60.58

DEBT PORTFOLIO	
GOVT. SECURITIES	% to AUM
7.16% GOI 20052023	16.50
7.62% WEST BENGAL SDL 29.11.2032	1.83
7.97% WEST BENGAL SDL 14.10.2025	1.72
8.27% TAMILNADIU SDL 12.8.2025	0.26
Z73	0.00
RENUKA SUGAR -PENDING ALLOTMENT OF	0.00
OTHERS	0.00

CORPORATE BONDS	
	% to AUM
HDFC BANK 9.45 2027	3.66
8.20% LICHFL NOV 2025 NDCs	3.45
8.48% PFC 2024-DECEMBER-09	2.58
Shree Renuka sugars	2.08
9% L&T Infra Finance Ltd 2023 merged with L&T	1.65
9.85%IL&FS12.03.2022	0.80
NTPC BONUS DEBENTURE	0.13
OTHERS	0.02
FIXED Deposit	-0.02

Total Debt	34.64
Money Market & Others	4.78
Grand Total	100.00



Modified Duration :	3.39
SECTOR ALLOCATION -EQUITY (AS PER NIC 2008)	
COMP-SOFT	24.56
BANKS	20.43
AUTO&ANCIL	14.37
OIL&GAS	12.62
METALS&MIN	7.46
FINANCE	6.93
CAPGOODS	5.98
PHARMA	2.73
FMCG	2.51
OTHERS	2.41
Total	100.00



LIFE INSURANCE CORPORATION OF INDIA

Endowment Plus Growth

ULIF004200910LICENDGRW512

AS ON 2/28/2022

(Amount in Crore)

Inception Date	Monday, September 20, 2010	Objective of the Fund:
NAV	28.534	Long Term Capital Growth

AUM		
1885.92		
Equity	Money Market & Others	Debt
1459.31	2.37	424.24

Asset Allocation	
Equity	40% to 80%
Debt	20% to 60%
Money Market	Not more than 40%

Fund Manager	Sri Nitin Gorhe
---------------------	-----------------

FUNDS MANAGED	
Total Funds	14
Bond funds	4
Secured	3
Balanced	3
Growth	4

BENCHMARK	
INDEX	CRISIL Magnifier
CRISIL Gilt Index	15%
CRISIL AAA Long Term Bond Index	5%
CRISIL AA Long Term Bond Index	5%
LX Index	15%
BSE 100 Index	60%


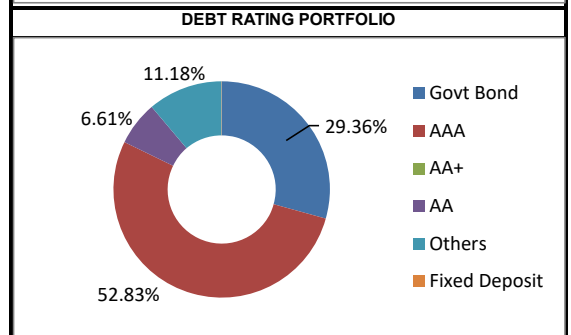
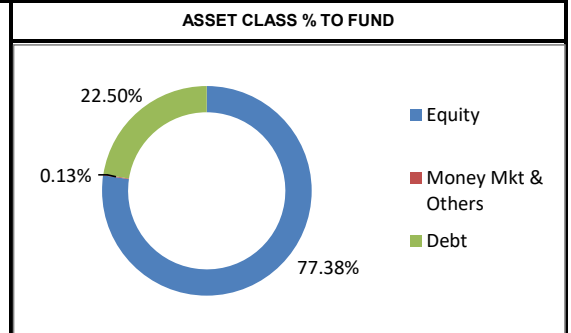
PERFORMANCE		
Period	Bench Mark	Returns
1 Month	-2.46%	-2.19%
6 Months	-0.82%	-0.55%
1 Year	14.33%	12.09%
2 Years	45.55%	46.33%
3 Years	53.37%	44.27%

TOP 10 HOLDINGS	
EQUITY	% to AUM
ITC LTD.	10.22
TATA CONSULTANCY SERVICES LTD.	5.72
RELIANCE INDUSTRIES LTD.	5.70
Infosys Ltd formerly INFOSYS TECHNOLOGIES	5.39
AXIS BANK LTD.(FORLY.UTI BANK)	5.37
HCL TECHNOLOGIES LTD.	5.34
LARSEN & TOUBRO LTD.	5.05
DR. REDDY'S LABORATORIES LTD.	4.87
ICICI BANK LTD.	4.06
MARUTI SUZUKI INDIA LIMITED	3.84
OTHERS	21.84
Total Equity	77.38

DEBT PORTFOLIO	
GOVT. SECURITIES	% to AUM
6.10% GOI 12.07.2031	3.04
8.91% PUNJAB 04-Jul-2022	1.61
8.20% UTTAR PRADESH SDL 24062025	0.62
8.39% UTTAR PRADESH 27.01.2026	0.52
7.72% PUNJAB 20.12.2027	0.37
8.22% KARNATAKA 9.12.2025	0.23
7.32% goi 28.01.2024	0.11
7.27%GOI08.04.2026	0.05
7.72% GOI 25/05/2025	0.02
8.24% TELANGANA SDL 09.09.2025	0.02
OTHERS	0.02

CORPORATE BONDS	% to AUM
8.20% LICHFL NOV 2025 NDCs	3.99
8.82% REC 2023-APRIL-12	3.31
9.85%IL&FS12.03.2022	2.51
9% L&T Infra Finance Ltd 2023 merged with L&T	2.47
HDFC BANK 9.45 2027	1.51
10.34%2024 JSW STEEL LTD	1.49
8.48% PFC 2024-DECEMBER-09	0.40
NTPC BONUS DEBENTURE	0.21
OTHERS	0.00
FIXED Deposit	0.00

Total Debt	22.50
Money Market & Others	0.13
Grand Total	100.00



Modified Duration :	3.52
SECTOR ALLOCATION -EQUITY (AS PER NIC 2008)	
COMP-SOFT	23.90
PHARMA	15.60
BANKS	15.34
FMCG	13.20
CAPGOODS	11.22
OIL&GAS	8.56
AUTO&ANCIL	7.69
CEMENT	2.66
FINANCE	1.83
OTHERS	0.00
Total	100.00



LIFE INSURANCE CORPORATION OF INDIA

Pension Plus Debt

ULIF001020910LICPENDBT512

AS ON 2/28/2022

(Amount in Crore)

Inception Date Thursday, September 2, 2010

Objective of the Fund:

NAV 23.167

Low Risk

AUM

28.98

Equity	Money Market & Others	Debt
0	2.53	26.45

Asset Allocation

Equity	0
Debt	60% to 100%
Money Market	Not more than 40%

Fund Manager Sri C M Kule

FUNDs MANAGED

Total Funds	14
Bond funds	4
Secured	3
Balanced	3
Growth	4

BENCHMARK

INDEX	CRISIL Preservor (with Credit Risk)
CRISIL Gilt Index	40%
CRISIL AAA Long Term Bond Index	25%
CRISILAA Long Term Bond Index	10%
LX Index	25%
BSE 100 Index	0%

PERFORMANCE

Period	Bench Mark	Returns
1 Month	0.42%	0.29%
6 Months	1.62%	0.99%
1 Year	5.86%	3.88%
2 Years	12.85%	8.96%
3 Years	24.73%	18.29%

TOP 10 HOLDINGS

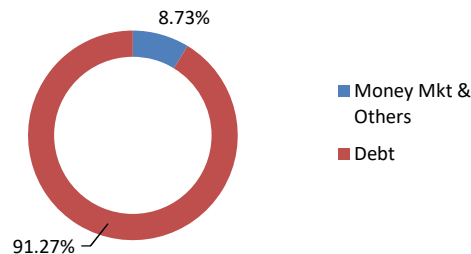
DEBT PORTFOLIO

GOVT. SECURITIES	% to AUM
7.13% ANDHRA PRADESH SDL 10.07.2030	38.20
6.67% GOI 15.12.2035	16.74
6.10% GOI 12.07.2031	16.46
8.30% GUJRAT SDL 06.02.2029	11.11
7.16% GOI 20052023	3.55
8.15%2022-OCT-16 FOOD BOND	1.76

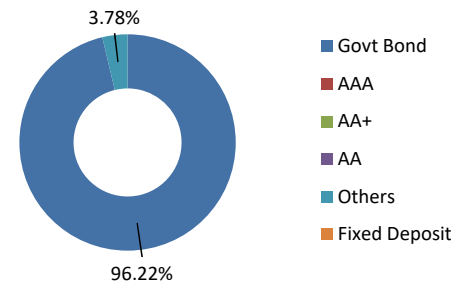
CORPORATE BONDS	% to AUM
9.85%IL&FS12.03.2022	3.45

Total Debt	91.27
Money Market & Others	8.73
Grand Total	100.00

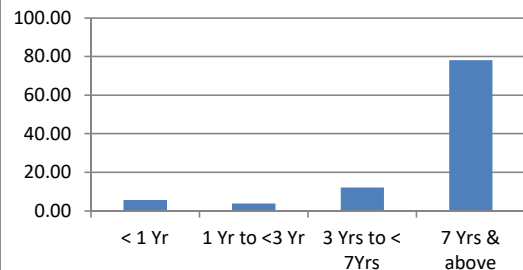
ASSET CLASS % TO FUND



DEBT RATING PORTFOLIO



DEBT MATURITY PROFILE



Modified Duration : 8.51



LIFE INSURANCE CORPORATION OF INDIA

Pension Plus Mixed

ULIF002020910LICPENMIX512

AS ON 2/28/2022

(Amount in Crore)

Inception Date	Thursday, September 2, 2010	Objective of the Fund:
NAV	25.3017	Steady Income

AUM		
565.79		
Equity	Money Market & Others	Debt
172.66	7.74	385.39

Asset Allocation	
Equity	15% to 35%
Debt	45% to 100%
Money Market	Not more than 40%

Fund Manager	Sri C M Kule
---------------------	--------------

FUNDS MANAGED	
Total Funds	14
Bond funds	4
Secured	3
Balanced	3
Growth	4


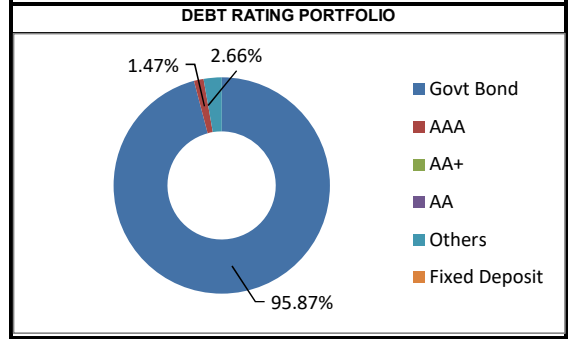
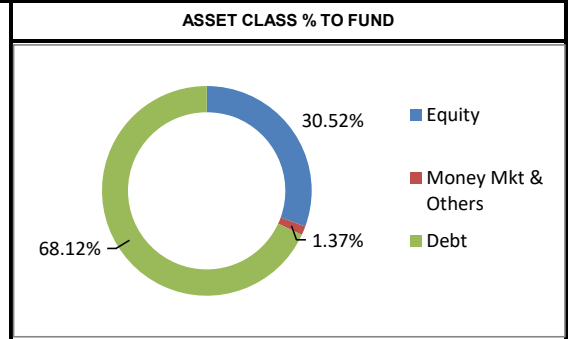
BENCHMARK	
INDEX	Crisil Pension (Debt Oriented)
CRISIL Gilt Index	30%
CRISIL AAA Long Term Bond Index	20%
CRISIL AA Long Term Bond Index	10%
LX Index	10%
BSE 100 Index	30%

PERFORMANCE		
Period	Bench Mark	Returns
1 Month	-0.78%	-0.54%
6 Months	0.94%	1.88%
1 Year	10.63%	10.85%
2 Years	28.68%	29.11%
3 Years	39.74%	36.67%

TOP 10 HOLDINGS	
EQUITY	% to AUM
VEDANTA LTD FORMERLY SESA STERLITE L	2.59
RELIANCE INDUSTRIES LTD.	2.53
CIPLA LTD.	2.39
STATE BANK OF INDIA	2.39
LARSEN & TOUBRO LTD.	2.26
MARUTI SUZUKI INDIA LIMITED	2.23
H C L TECHNOLOGIES LTD.	2.21
TATA CONSULTANCY SERVICES LTD.	2.13
SIEMENS LTD.	2.10
GRASIM INDUSTRIES LTD.	2.03
OTHERS	7.64
Total Equity	30.52

DEBT PORTFOLIO	
GOVT. SECURITIES	% to AUM
8.34% PUNJAB SDL 02.01.2029	6.64
8.20% UTTAR PRADESH SDL 24062025	6.60
7.22% UTTARA KHAND 12.07.2027	4.74
7.62% WEST BENGAL SDL 29.11.2032	4.67
7.40% MADHYA PRADESH 09.11.2026	4.62
8.73% KARNATAKA SDL 24.10.2033	3.99
8.33 GOI 09072026	3.83
8.24% 2027-FEB-15 GOVT OF INDIA	3.82
7.14% KARNATAKA SDL 24.12.2029	3.79
8.24% TELANGANA SDL 09.09.2025	2.84
OTHERS	19.75
CORPORATE BONDS	% to AUM
9.85% IL&FS 12.03.2022	1.24
10.34% 2024 JSW STEEL LTD	0.63
Shree Renuka sugars	0.57
9% L&T Infra Finance Ltd 2023 merged with L&T	0.37
NTPC BONUS DEBENTURE	0.01

Total Debt	68.12
Money Market & Others	1.37
Grand Total	100.00



Modified Duration :	6.10
SECTOR ALLOCATION -EQUITY (AS PER NIC 2008)	
COMP-SOFT	14.62
CAPGOODS	14.29
PHARMA	14.07
CEMENT	12.72
BANKS	11.96
AUTO&ANCIL	8.84
METALS&MIN	8.48
OIL&GAS	8.30
FMCG	6.25
OTHERS	0.46
Total	100.00



LIFE INSURANCE CORPORATION OF INDIA

Jeevan Saathi Plus Bond

ULIF001290609LICJSTBND512

AS ON 2/28/2022

(Amount in Crore)

Inception Date	Monday, June 29, 2009	Objective of the Fund:
NAV	26.3576	Low Risk

AUM		
0.93		
Equity	Money Market & Others	Debt
0	0.03	0.9

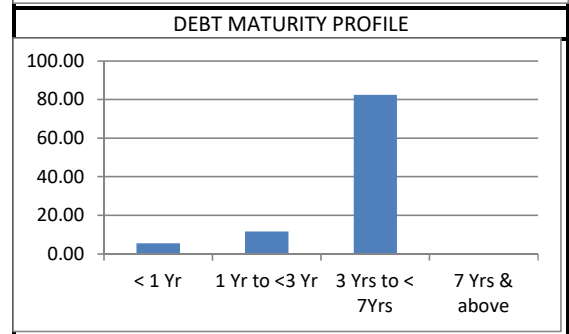
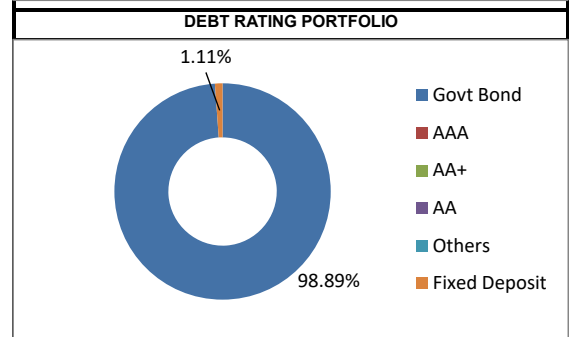
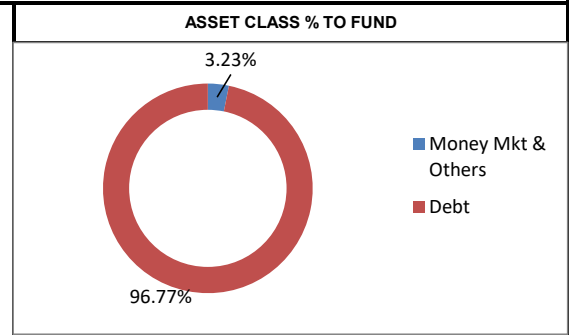
Asset Allocation	
Equity	0
Debt	60% to 100%
Money Market	Not more than 40%

Fund Manager	Ms Yovita S Furtado
FUNDS MANAGED	
Total Funds	13
Bond funds	3
Secured	3
Balanced	3
Growth	4

BENCHMARK	
INDEX	CRISIL Preservor (with Credit Risk)
CRISIL Gilt Index	40%
CRISIL AAA Long Term Bond Index	25%
CRISILAA Long Term Bond Index	10%
LX Index	25%
BSE 100 Index	0%

PERFORMANCE		
Period	Bench Mark	Returns
1 Month	0.42%	0.59%
6 Months	1.62%	1.55%
1 Year	5.86%	6.42%
2 Years	12.85%	13.55%
3 Years	24.73%	28.55%

TOP 10 HOLDINGS	
DEBT PORTFOLIO	
GOVT. SECURITIES	% to AUM
7.69% WEST BENGAL SDL 27/07/2026	67.74
8.24% 2027-FEB-15 GOVT OF INDIA	12.91
7.35% GOI 22.06.2024	10.75
8.15% GOI 11062022	5.38
OTHERS	0.00
CORPORATE BONDS	% to AUM
OTHERS	0.00
FIXED Deposit	0.00
Total Debt	96.77
Money Market & Others	3.23
Grand Total	100.00



Modified Duration : 4.37



LIFE INSURANCE CORPORATION OF INDIA

Jeevan Saathi Plus Balanced

ULIF003290609LICJSTBAL512

AS ON 2/28/2022

(Amount in Crore)

Inception Date	Monday, June 29, 2009	Objective of the Fund:
NAV	31.6432	Balanced Income & Growth

AUM		
0.84		
Equity	Money Market & Others	Debt
0.53	0.05	0.26

Asset Allocation	
Equity	30% to 70%
Debt	30% to 70%
Money Market	Not more than 40%

Fund Manager	Ms Yovita S Furtado
---------------------	---------------------

FUNDS MANAGED	
Total Funds	13
Bond funds	3
Secured	3
Balanced	3
Growth	4

BENCHMARK	
INDEX	CRISIL Creator
CRISIL Gilt Index	20%
CRISIL AAA Long Term Bond Index	10%
CRISIL AA Long Term Bond Index	5%
LX Index	15%
BSE 100 Index	50%

PERFORMANCE		
Period	Bench Mark	Returns
1 Month	-1.52%	-1.65%
6 Months	-0.02%	-2.77%
1 Year	11.67%	13.53%
2 Years	35.50%	41.95%
3 Years	45.33%	56.18%


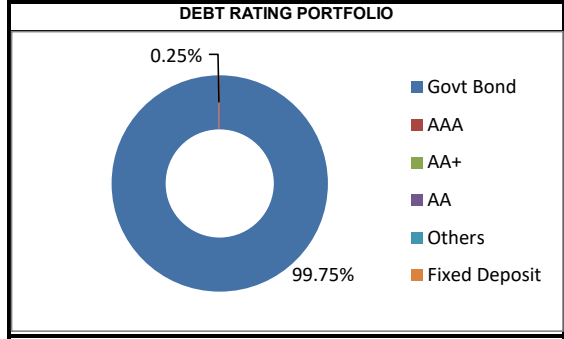
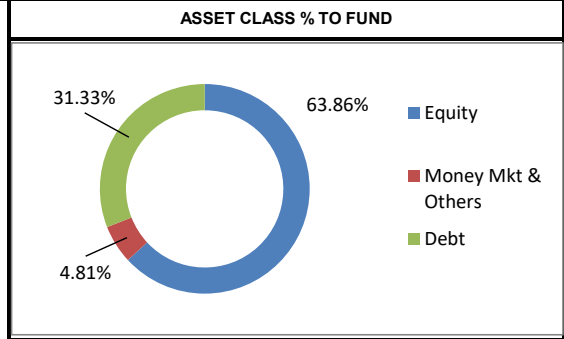
TOP 10 HOLDINGS	
EQUITY	% to AUM
WIPRO LTD.	7.14
TATA STEEL LTD.	4.76
I C I C I BANK LTD.	4.76
TATA CONSULTANCY SERVICES LTD.	4.76
KOTAK MAHINDRA BANK LTD.	4.76
Infosys Ltd formerly INFOSYS TECHNOLOGIES	3.57
ASIAN PAINTS LTD.	3.57
ULTRATECH CEMENT LTD.	3.57
BAJAJ AUTO LTD	3.57
HINDUSTAN UNILEVER LTD.	3.57
OTHERS	19.81
Total Equity	63.86

DEBT PORTFOLIO	
GOVT. SECURITIES	% to AUM
7.22% GOA 12.07.2027	15.48
7.18% JAMMU&KASHMIR 28.09.2026	7.14
7.62% WEST BENGAL SDL 29.11.2032	4.76
7.58% RAJASTHAN SDL 09.08.2026	2.38

OTHERS	1.57
--------	------

CORPORATE BONDS	% to AUM
NTPC BONUS DEBENTURE	0.00
OTHERS	0.00
FIXED Deposit	0.00

Total Debt	31.33
Money Market & Others	4.81
Grand Total	100.00



Modified Duration :	6.20
SECTOR ALLOCATION -EQUITY (AS PER NIC 2008)	
COMP-SOFT	24.53
BANKS	18.87
METALS&MIN	9.43
FMCG	9.43
CEMENT	9.43
PHARMA	7.55
AUTO&ANCIL	5.66
POWER	5.66
FERTI	5.66
OTHERS	3.77
Total	100.00



LIFE INSURANCE CORPORATION OF INDIA

Jeevan Saathi Plus Growth

ULIF004290609LICJSTGRW512

AS ON 2/28/2022

(Amount in Crore)

Inception Date	Monday, June 29, 2009	Objective of the Fund:
NAV	29.3821	Long Term Capital Growth

AUM		
37.76		
Equity	Money Market & Others	Debt
24.22	2.84	10.7

Asset Allocation	
Equity	40% to 80%
Debt	20% to 60%
Money Market	Not more than 40%

Fund Manager	Ms Yovita S Furtado
FUNDS MANAGED	
Total Funds	13
Bond funds	3
Secured	3
Balanced	3
Growth	4


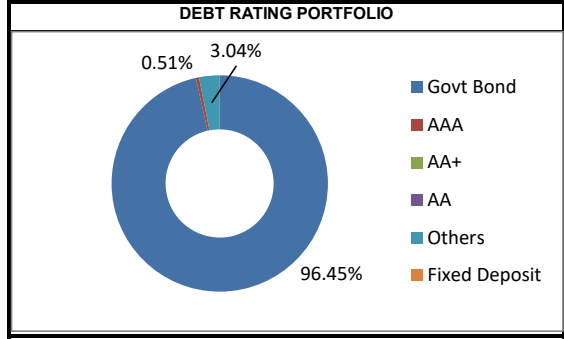
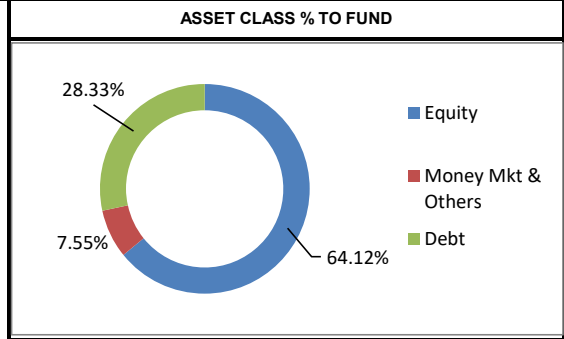
BENCHMARK	
INDEX	CRISIL Magnifier
CRISIL Gilt Index	15%
CRISIL AAA Long Term Bond Index	5%
CRISIL AA Long Term Bond Index	5%
LX Index	15%
BSE 100 Index	60%

PERFORMANCE		
Period	Bench Mark	Returns
1 Month	-2.46%	-1.60%
6 Months	-0.82%	-1.79%
1 Year	14.33%	11.35%
2 Years	45.55%	38.04%
3 Years	53.37%	45.75%

TOP 10 HOLDINGS	
EQUITY	% to AUM
TATA CONSULTANCY SERVICES LTD.	4.98
KOTAK MAHINDRA BANK LTD.	4.79
Infosys Ltd formerly INFOSYS TECHNOLOGIES	4.56
HOUSING DEVELOPMENT FINANCE CORPN.	4.40
I C I C I BANK LTD.	4.22
HINDUSTAN UNILEVER LTD.	3.89
LARSEN & TOUBRO LTD.	3.84
BAJAJ AUTO LTD	3.84
H D F C BANK LTD.	3.79
RELIANCE INDUSTRIES LTD.	3.52
OTHERS	22.30
Total Equity	64.12

DEBT PORTFOLIO	
GOVT. SECURITIES	% to AUM
7.27%GOI08.04.2026	5.96
7.22% GOA 12.07.2027	4.63
8.24% 2027-FEB-15 GOVT OF INDIA	4.29
7.62% WEST BENGAL SDL 29.11.2032	4.10
7.48% ODISHA SDL 13.09.2032	2.73
8.39% UTTAR PRADESH 27.01.2026	1.42
7.57%GOI 17.06.2033	1.38
8.25% ANDHRA PRADESH SDL 16.01.2034	0.72
7.18% JAMMU&KASHMIR 28.09.2026	0.53
7.58% RAJASTHAN SDL 09.08.2026	0.50
OTHERS	1.06

CORPORATE BONDS	% to AUM
Shree Renuka sugars	0.87
NTPC BONUS DEBENTURE	0.13
OTHERS	0.00
FIXED Deposit	0.00
Total Debt	28.33
Money Market & Others	7.55
Grand Total	100.00



Modified Duration :	6.58
SECTOR ALLOCATION -EQUITY (AS PER NIC 2008)	
BANKS	19.98
COMP-SOFT	19.28
FMCG	9.62
AUTO&ANCIL	9.58
CEMENT	7.43
PHARMA	7.14
FINANCE	6.85
CAPGOODS	6.40
OIL&GAS	5.49
OTHERS	8.22
Total	100.00



LIFE INSURANCE CORPORATION OF INDIA

Fortune Plus Bond

ULIF001230807LICFTNBND512

AS ON 2/28/2022

(Amount in Crore)

Inception Date	Thursday, August 23, 2007	Objective of the Fund:
NAV	30.8227	Low Risk

AUM		
2.77		
Equity	Money Market & Others	Debt
0	0.17	2.6

Asset Allocation	
Equity	0
Debt	Not less than 60%
Money Market	Not more than 40%


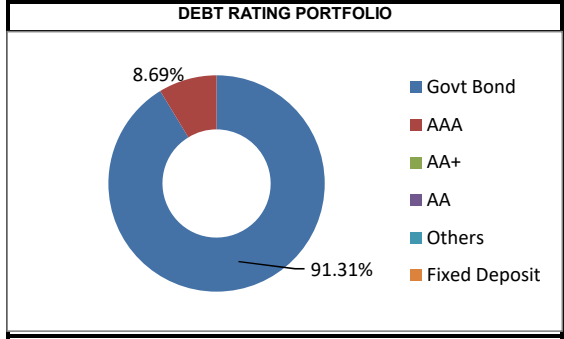
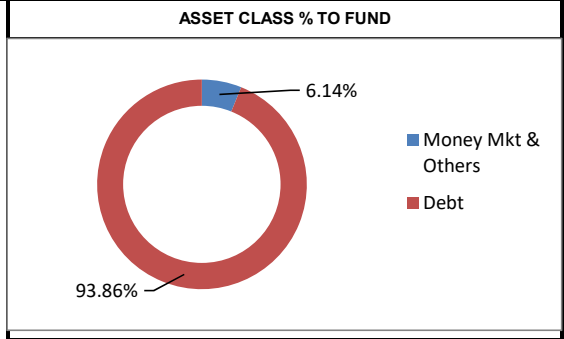
Fund Manager	Sri Nitin Gorhe
--------------	-----------------

FUNDS MANAGED	
Total Funds	14
Bond funds	4
Secured	3
Balanced	3
Growth	4

BENCHMARK	
INDEX	CRISIL Preservor (with Credit Risk)
CRISIL Gilt Index	40%
CRISIL AAA Long Term Bond Index	25%
CRISIL AA Long Term Bond Index	10%
LX Index	25%
BSE 100 Index	0%

PERFORMANCE		
Period	Bench Mark	Returns
1 Month	0.42%	0.73%
6 Months	1.62%	1.43%
1 Year	5.86%	5.22%
2 Years	12.85%	11.94%
3 Years	24.73%	26.36%

TOP 10 HOLDINGS	
DEBT PORTFOLIO	
GOVT. SECURITIES	% to AUM
7.22% RAJASTHAN SDL 26.07.2032	36.46
7.16% GOI 20052023	23.10
7.35% GOI 22.06.2024	15.52
8.91% PUNJAB 04-Jul-2022	10.47
OTHERS	0.00
CORPORATE BONDS	
	% to AUM
9.45% PFC 01.09.2026	8.30
OTHERS	0.00
FIXED Deposit	0.00
Total Debt	93.86
Money Market & Others	6.14
Grand Total	100.00



Modified Duration : 6.09



LIFE INSURANCE CORPORATION OF INDIA

Fortune Plus Secured

ULIF002230807LICFTNSEC512

AS ON 2/28/2022

(Amount in Crore)

Inception Date	Thursday, August 23, 2007	Objective of the Fund:
NAV	32.3527	Steady Income

AUM		
0.61		
Equity	Money Market & Others	Debt
0.26	0.05	0.3

Asset Allocation	
Equity	15 to 55%
Debt	45 to 85%
Money Market	Not more than 40%

Fund Manager	Sri Nitin Gorhe
---------------------	-----------------

FUNDS MANAGED	
Total Funds	14
Bond funds	4
Secured	3
Balanced	3
Growth	4


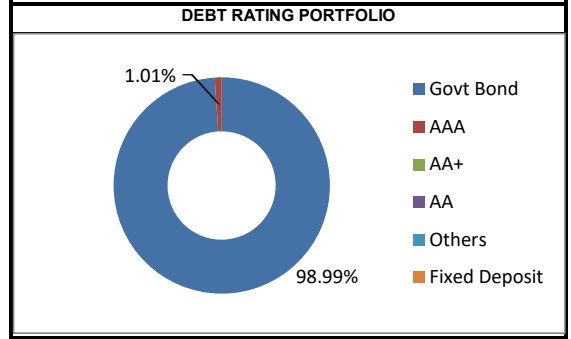
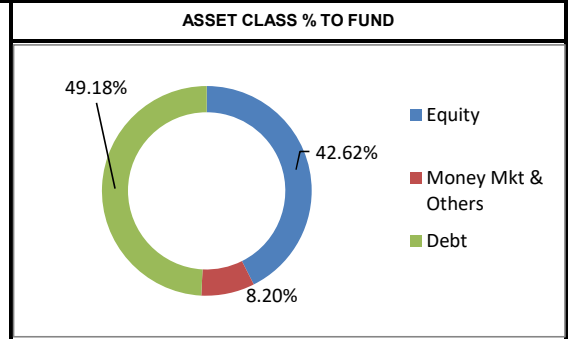
BENCHMARK	
INDEX	CRISIL Builder
CRISIL Gilt Index	30%
CRISIL AAA Long Term Bond Index	10%
CRISIL AA Long Term Bond Index	10%
LX Index	15%
BSE 100 Index	35%

PERFORMANCE		
Period	Bench Mark	Returns
1 Month	-1.46%	-1.25%
6 Months	-0.11%	2.08%
1 Year	10.89%	13.04%
2 Years	33.66%	41.10%
3 Years	43.70%	44.77%

TOP 10 HOLDINGS	
EQUITY	% to AUM
POWERGRID CORPORATION OF INDIA	3.28
RELIANCE INDUSTRIES LTD.	3.28
GRASIM INDUSTRIES LTD.	3.28
LARSEN & TOUBRO LTD.	3.28
IT C LTD.	3.28
TATA MOTORS LTD.	3.28
MAHINDRA & MAHINDRA LTD.	3.28
I C I BANK LTD.	3.28
H D F C BANK LTD.	1.64
DABUR INDIA LTD.	1.64
OTHERS	13.11
Total Equity	42.62

DEBT PORTFOLIO	
GOVT. SECURITIES	% to AUM
7.22% RAJASTHAN SDL 26.07.2032	16.39
8.51% HARYANA 10.02.2026	13.11
8.24% 2027-FEB-15 GOVT OF INDIA	8.20
8.24% TELANGANA SDL 09.09.2025	3.28
8.27% TAMILNADIU SDL 12.8.2025	3.28
8.18%ANDHRA PRADESH SDL 10.04.2035	1.64
OTHERS	3.28

CORPORATE BONDS	% to AUM
NTPC BONUS DEBENTURE	0.00
OTHERS	0.00
FIXED Deposit	0.00
Total Debt	49.18
Money Market & Others	8.20
Grand Total	100.00



Modified Duration :	7.83
SECTOR ALLOCATION -EQUITY (AS PER NIC 2008)	
AUTO&ANCIL	19.23
FMCG	15.38
BANKS	15.38
PHARMA	7.69
OIL&GAS	7.69
CAPGOODS	7.69
POWER	7.69
CEMENT	7.69
FINANCE	7.69
OTHERS	3.85
Total	100.00



LIFE INSURANCE CORPORATION OF INDIA

Fortune Plus Balanced

ULIF003230807LICFTNBAL512

AS ON 2/28/2022

(Amount in Crore)

Inception Date	Thursday, August 23, 2007	Objective of the Fund:
NAV	26.7229	Balanced Income & Growth

AUM		
1.1		
Equity	Money Market & Others	Debt
0.73	0.00	0.37

Asset Allocation	
Equity	30 to 70%
Debt	30 to 70%
Money Market	Not more than 40%

Fund Manager	Sri Nitin Gorhe
--------------	-----------------

FUNDS MANAGED	
Total Funds	14
Bond funds	4
Secured	3
Balanced	3
Growth	4


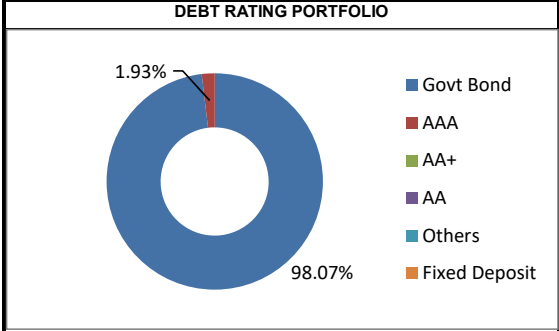
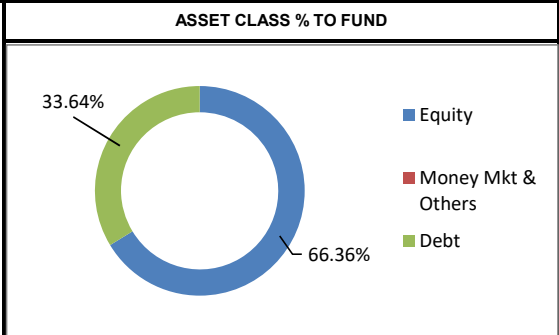
BENCHMARK	
INDEX	CRISIL Creator
CRISIL Gilt Index	20%
CRISIL AAA Long Term Bond Index	10%
CRISIL AA Long Term Bond Index	5%
LX Index	15%
BSE 100 Index	50%

PERFORMANCE		
Period	Bench Mark	Returns
1 Month	-1.52%	-2.12%
6 Months	-0.02%	-1.73%
1 Year	11.67%	11.87%
2 Years	35.50%	38.45%
3 Years	45.33%	43.88%

TOP 10 HOLDINGS	
EQUITY	% to AUM
POWERGRID CORPORATION OF INDIA	4.55
STATE BANK OF INDIA	4.55
Infosys Ltd formerly INFOSYS TECHNOLOGIES	4.55
I C I C I BANK LTD.	4.55
H C L TECHNOLOGIES LTD.	4.55
TATA CONSULTANCY SERVICES LTD.	4.55
MARUTI SUZUKI INDIA LIMITED	3.64
TATA STEEL LTD.	3.64
MAHINDRA & MAHINDRA LTD.	3.64
OTHERS	28.18
Total Equity	66.36

DEBT PORTFOLIO	
GOVT. SECURITIES	% to AUM
7.22% GOA 12.07.2027	23.64
8.24% TELANGANA SDL 09.09.2025	9.09
OTHERS	0.00

CORPORATE BONDS	
	% to AUM
NTPC BONUS DEBENTURE	0.91
OTHERS	0.00
FIXED Deposit	0.00
Total Debt	33.64
Money Market & Others	0.00
Grand Total	100.00



Modified Duration :	5.00
SECTOR ALLOCATION -EQUITY (AS PER NIC 2008)	
COMP-SOFT	20.55
BANKS	17.81
AUTO&ANCIL	16.44
FINANCE	8.22
POWER	6.85
TRANS&SHIP	6.85
OIL&GAS	5.48
METALS&MIN	5.48
CEMENT	4.11
OTHERS	8.22
Total	100.00



LIFE INSURANCE CORPORATION OF INDIA

Fortune Plus Growth

ULIF004230807LICFTNGRW512

AS ON 2/28/2022

(Amount in Crore)

Inception Date	Thursday, August 23, 2007
NAV	27.0981

Objective of the Fund:	Long Term Capital Growth
------------------------	--------------------------

AUM		
116.54		
Equity	Money Market & Others	Debt
68.8	4.69	43.05

Asset Allocation	
Equity	40 to 80%
Debt	20 to 60%
Money Market	Not more than 40%

Fund Manager	Sri Nitin Gorhe
FUNDS MANAGED	
Total Funds	14
Bond funds	4
Secured	3
Balanced	3
Growth	4

BENCHMARK	
INDEX	CRISIL Magnifier
CRISIL Gilt Index	15%
CRISIL AAA Long Term Bond Index	5%
CRISIL AA Long Term Bond Index	5%
LX Index	15%
BSE 100 Index	60%


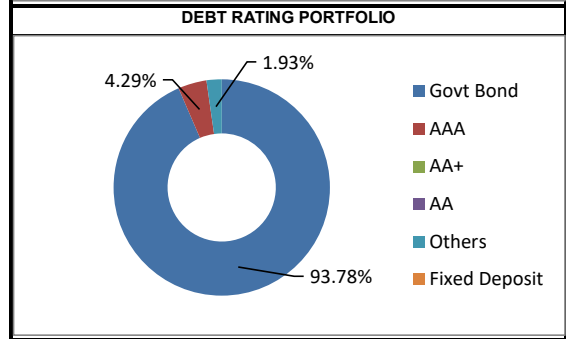
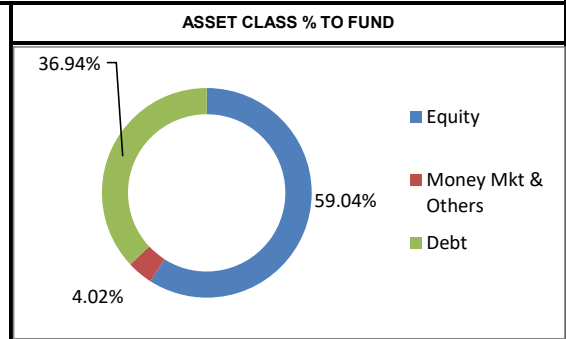
PERFORMANCE		
Period	Bench Mark	Returns
1 Month	-2.46%	-1.44%
6 Months	-0.82%	-0.71%
1 Year	14.33%	11.63%
2 Years	45.55%	35.80%
3 Years	53.37%	44.09%

TOP 10 HOLDINGS	
EQUITY	% to AUM
LARSEN & TOUBRO LTD.	4.45
ICICI BANK LTD.	3.77
Infosys Ltd formerly INFOSYS TECHNOLOGIES	3.60
TATA CONSULTANCY SERVICES LTD.	3.59
GRASIM INDUSTRIES LTD.	3.57
HCL TECHNOLOGIES LTD.	3.30
RELIANCE INDUSTRIES LTD.	3.24
WIPRO LTD.	3.07
GAIL (INDIA) LTD.	2.91
ITC LTD.	2.78
OTHERS	24.76
Total Equity	59.04

DEBT PORTFOLIO	
GOVT. SECURITIES	% to AUM
8.34% PUNJAB SDL 02.01.2029	11.52
7.97% WEST BENGAL SDL 14.10.2025	8.87
6.10% GOI 12.07.2031	8.19
8.17% GUJARAT SDL 24.04.2029	5.95
RENUKA SUGAR -PENDING ALLOTMENT OF	0.00
OTHERS	0.00

CORPORATE BONDS	
% to AUM	
NTPC BONUS DEBENTURE	1.58
Shree Renuka sugars	0.84
BRITANNIA INDUSTRIES LTD BONUS DEBENTURE	0.01
Britannia Industries Bonus NCDs-2019	0.00
OTHERS	-0.01
FIXED Deposit	0.00

Total Debt	36.94
Money Market & Others	4.02
Grand Total	100.00



Modified Duration :	6.91
SECTOR ALLOCATION -EQUITY (AS PER NIC 2008)	
FINANCE	60.22
COMP-SOFT	42.24
BANKS	25.10
TELECOM	24.01
MISC	20.23
FMCG	11.74
CAPGOODS	11.50
OIL&GAS	10.49
CEMENT	8.72
OTHERS	-114.26
Total	100.00



LIFE INSURANCE CORPORATION OF INDIA

Gratuity Plus Bond Fund

ULGF001220606LICGRTBND512

AS ON 2/28/2022

(Amount in Crore)

Inception Date	Thursday, June 22, 2006	Objective of the Fund:
NAV	33.5331	Low Risk

AUM		
0.37		
Equity	Money Market & Others	Debt
0	0.06	0.31


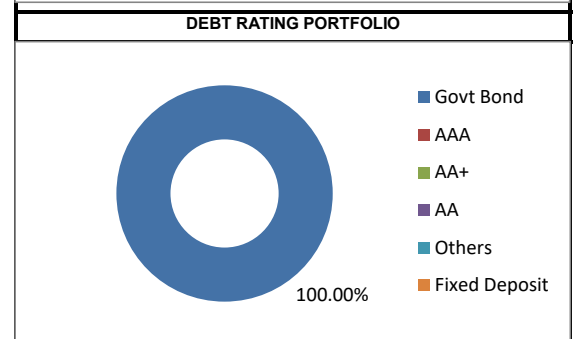
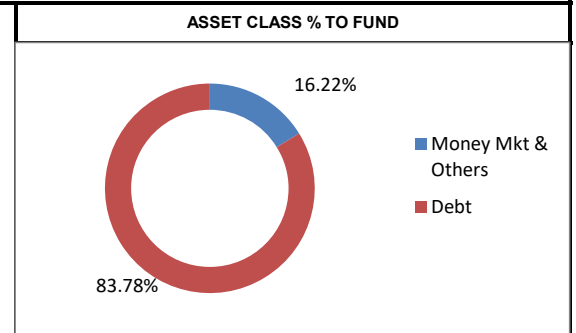
Asset Allocation	
Equity	0
Debt	Not less than 80%
Money Market	0 to 100%

Fund Manager	Sri Anil Vangani
FUNDS MANAGED	
Total Funds	4
Bond funds	1
Secured	1
Balanced	1
Growth	1

BENCHMARK	
INDEX	CRISIL Preservor (with Credit Risk)
CRISIL Gilt Index	40%
CRISIL AAA Long Term Bond Index	25%
CRISILAA Long Term Bond Index	10%
LX Index	25%
BSE 100 Index	0%

PERFORMANCE		
Period	Bench Mark	Returns
1 Month	0.42%	0.71%
6 Months	1.62%	1.63%
1 Year	5.86%	6.47%
2 Years	12.85%	12.34%
3 Years	24.73%	25.19%

TOP 10 HOLDINGS	
DEBT PORTFOLIO	
GOVT. SECURITIES	% to AUM
8.57% WEST BENGAL 09.03.2026	67.57
8.44% ANDHRA PRADESH 05.12.2033	8.11
6.97% PUNJAB SDL 11.03.2040	5.41
7.99% UTTAR PRADESH 28.10.2025	1.35
7.49% WEST BENGAL SDL 13.09.2032	1.35
OTHERS	0.00
CORPORATE BONDS	% to AUM
OTHERS	0.00
FIXED Deposit	0.00
Total Debt	83.78
Money Market & Others	16.22
Grand Total	100.00



Modified Duration : 5.84



LIFE INSURANCE CORPORATION OF INDIA

Gratuity Plus Income Fund

ULGF002220606LICGRTINC512

AS ON 2/28/2022

(Amount in Crore)

Inception Date	Thursday, June 22, 2006
NAV	41.0546

Objective of the Fund:	Steady Income
------------------------	---------------

AUM		
4.67		
Equity	Money Market & Others	Debt
0.83	0.09	3.75

Asset Allocation	
Equity	Not more than 20%
Debt	Not less than 70%
Money Market	Not more than 90%

Fund Manager	Sri Anil Vangani
FUNDS MANAGED	
Total Funds	4
Bond funds	1
Secured	1
Balanced	1
Growth	1


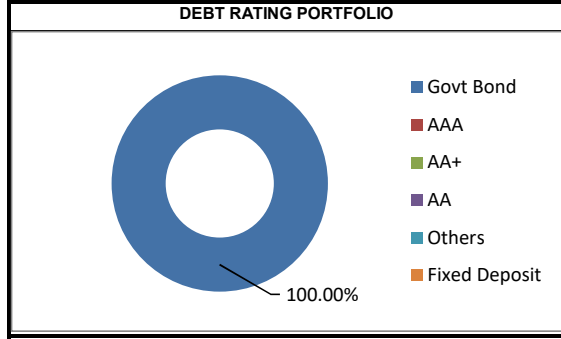
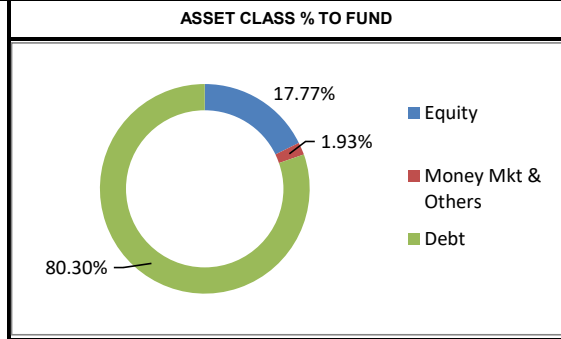
BENCHMARK	
INDEX	CRISIL Protector (with Credit Risk)
CRISIL Gilt Index	40%
CRISIL AAA Long Term Bond Index	20%
CRISIL AA Long Term Bond Index	15%
LX Index	10%
BSE 100 Index	15%

PERFORMANCE		
Period	Bench Mark	Returns
1 Month	0.05%	0.55%
6 Months	0.52%	2.04%
1 Year	4.86%	9.14%
2 Years	13.29%	25.52%
3 Years	24.56%	32.78%

TOP 10 HOLDINGS	
EQUITY	% to AUM
Infosys Ltd formerly INFOSYS TECHNOLOGIES	1.50
HINDALCO INDUSTRIES LTD.	1.50
RELIANCE INDUSTRIES LTD.	1.50
ICICI BANK LTD.	1.07
TATA CONSULTANCY SERVICES LTD.	1.07
ASIAN PAINTS LTD.	1.07
MARICO INDUSTRIES LTD.	1.07
HCL TECHNOLOGIES LTD.	1.07
KOTAK MAHINDRA BANK LTD.	1.07
HERO MOTOCORP LTD.	1.07
OTHERS	5.78
Total Equity	17.77

DEBT PORTFOLIO	
GOVT. SECURITIES	% to AUM
8.26% GUJARAT 14.03.2028	57.60
6.10% GOI 12.07.2031	6.21
6.97% PUNJAB SDL 11.03.2040	5.14
6.64% GOI 16.06.2035	4.07
7.25% ANDHRA PRADESH SDL21.08.2031	3.21
8.57% WEST BENGAL 09.03.2026	2.78
7.99% UTTAR PRADESH 28.10.2025	1.28
OTHERS	0.00

CORPORATE BONDS	% to AUM
OTHERS	0.00
FIXED Deposit	0.00
Total Debt	80.30
Money Market & Others	1.93
Grand Total	100.00



Modified Duration :	6.16
SECTOR ALLOCATION -EQUITY (AS PER NIC 2008)	
COMP-SOFT	25.30
BANKS	20.48
OIL&GAS	12.05
FMCG	9.64
METALS&MIN	8.43
FINANCE	6.02
AUTO&ANCIL	6.02
FERTI	6.02
CAPGOODS	4.82
OTHERS	1.20
Total	100.00



LIFE INSURANCE CORPORATION OF INDIA

Gratuity Plus Balanced Fund

ULGF003220606LICGRTBAL512

AS ON 2/28/2022

(Amount in Crore)

Inception Date	Thursday, June 22, 2006	Objective of the Fund:
NAV	38.8694	Balanced Income & Growth

AUM		
56.07		
Equity	Money Market & Others	Debt
15.2	1.97	38.9

Asset Allocation	
Equity	Not more than 30%
Debt	Not less than 60%
Money Market	Not more than 80%

Fund Manager	Sri Anil Vangani
FUNDS MANAGED	
Total Funds	4
Bond funds	1
Secured	1
Balanced	1
Growth	1


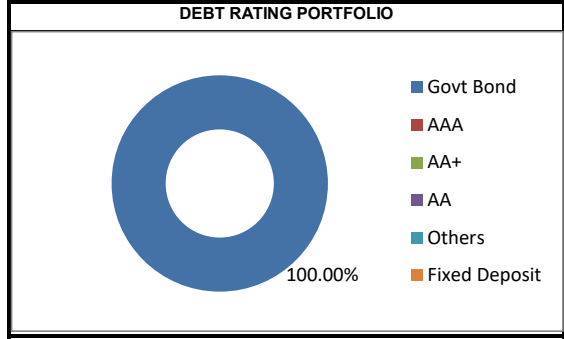
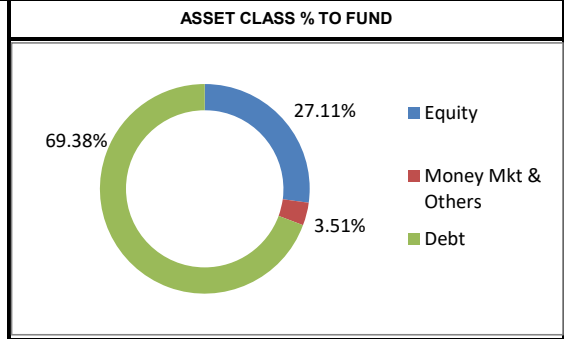
BENCHMARK	
INDEX	Crisil Gratuity Debt Oriented
CRISIL Gilt Index	30%
CRISIL AAA Long Term Bond Index	20%
CRISIL AA Long Term Bond Index	10%
LX Index	10%
BSE 100 Index	30%

PERFORMANCE		
Period	Bench Mark	Returns
1 Month	-0.78%	-0.17%
6 Months	0.94%	1.06%
1 Year	10.63%	10.82%
2 Years	28.68%	26.15%
3 Years	39.74%	35.27%

TOP 10 HOLDINGS	
EQUITY	% to AUM
RELIANCE INDUSTRIES LTD.	2.10
ICICI BANK LTD.	2.07
STATE BANK OF INDIA	2.07
SUN PHARMACEUTICAL INDS. LTD.	1.82
ASIAN PAINTS LTD.	1.68
Infosys Ltd formerly INFOSYS TECHNOLOGIES	1.57
COAL INDIA LIMITED	1.52
TATA STEEL LTD.	1.52
LARSEN & TOUBRO LTD.	1.34
H D F C BANK LTD.	1.28
OTHERS	10.15
Total Equity	27.11

DEBT PORTFOLIO	
GOVT. SECURITIES	% to AUM
8.57% WEST BENGAL 09.03.2026	18.51
8.44% ANDHRA PRADESH 05.12.2033	9.86
6.64% GOI 16.06.2035	8.61
6.10% GOI 12.07.2031	7.99
8.20% OIL SPL 10.11.2023	7.49
9.85% WEST BENGAL 26.02.2024	6.74
8.30% GUJARAT SDL 06.02.2029	6.33
8.26% GUJARAT 14.03.2028	3.83
OTHERS	0.00

CORPORATE BONDS	% to AUM
OTHERS	0.00
FIXED Deposit	0.00
Total Debt	69.38
Money Market & Others	3.51
Grand Total	100.00



Modified Duration :	6.29
SECTOR ALLOCATION -EQUITY (AS PER NIC 2008)	
BANKS	20.20
COMP-SOFT	17.04
METALS&MIN	11.45
OIL&GAS	11.18
PHARMA	9.41
FMCG	7.17
FERTI	6.18
CAPGOODS	5.00
FINANCE	4.67
OTHERS	7.70
Total	100.00

